

Prepared by:



www.scchealth.co | f/sccchdm | t/sccchdm

St. Clair County 9th Grade MiPHY Report

almost
40%
of 9th grade
students



Have ever drank alcohol

About
20%
of 9th grade
students



Have used marijuana

About
20%
of 9th grade
students

Have smoked



More than 1 in 10
9th grade students
experienced sexual or
physical dating violence

Almost
15%
of 9th grade
students

Ever had
sexual
intercourse



**50% of 9th grade students are
physically active**


**But 40% of 9th grade are still obese or
overweight**



About 40% of 9th grade students believe it is easy
to get marijuana



**MORE THAN 25%
HAVE VAPED
RECENTLY**



**ALMOST 40% OF 9TH
GRADE STUDENTS
FELT DEPRESSED**



FOCUS AREA

HIGH-RISK SUBSTANCE USE

Snapshot.....	3
Marijuana.....	4
Cocaine/inhalants.....	5
Heroin/meth/prescription pain meds.....	6
Injection drugs/school property.....	7
Snapshot.....	8
Conventional tobacco products.....	9
Vaping/smokeless tobacco/cigars.....	10
Ever drank alcohol/first time drinking.....	11
Current alcohol drinking/binge drinking.....	12



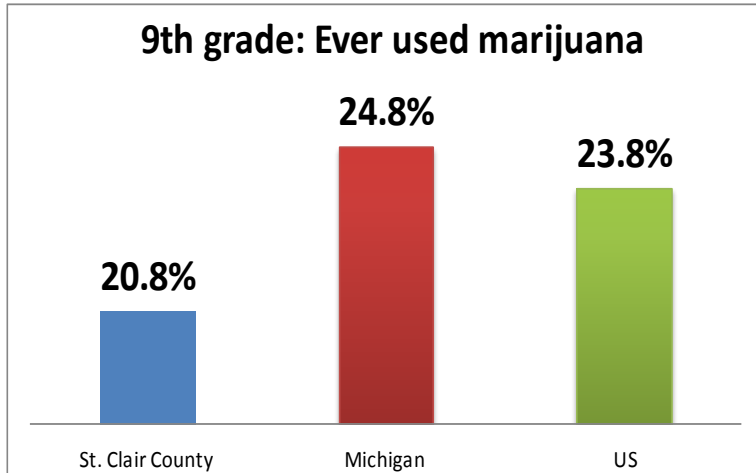
SNAPSHOT:

Substance use during adolescence is related to a wide variety of negative outcomes, such as STDs, including HIV. This report focuses on three aspects of substance use: the percentage of high school students who ever used select illicit drugs, defined here as cocaine, inhalants, heroin, or methamphetamines; the percentage of high school students who ever injected illegal drugs; the percentage of students who used marijuana or synthetic marijuana; and the percentage of high school students who ever misused prescription opioids, defined here as ever having used prescription pain medication, such as codeine, Vicodin, OxyContin, Hydrocodone, or Percocet, without a prescription or differently than indicated by a doctor. Injection drug use places adolescents at direct risk for HIV, while drug use, regardless of mode of administration, places adolescents at risk of overdose. Drug use is also associated with sexual risk behavior, experience of violence, and mental health and suicide risks ¹

Substance Abuse ^{1a,2a}	St. Clair County	Michigan	USA
Ever used marijuana	20.8%	24.8%	23.8%
Tried marijuana before age 13	6.4%	7.4%	7%
Ever used synthetic marijuana	7.9%	4.7%	5.5%
Ever used cocaine	.6%	2.6%	2.9%
Ever used inhalants	5.8%	7%	7.2%
Ever used heroin	.1%	1.2%	1.3%
Ever used meth	.3%	1.4%	1.9%
Ever took a prescription pain pill without a prescription	4.6%	10.7%	10.9%
Ever injected any illegal drug	.1%	1.5%	1.3%
Were offered, sold or given an illegal drug on school property	15.7%	24%	18.9%

FOCUS AREA

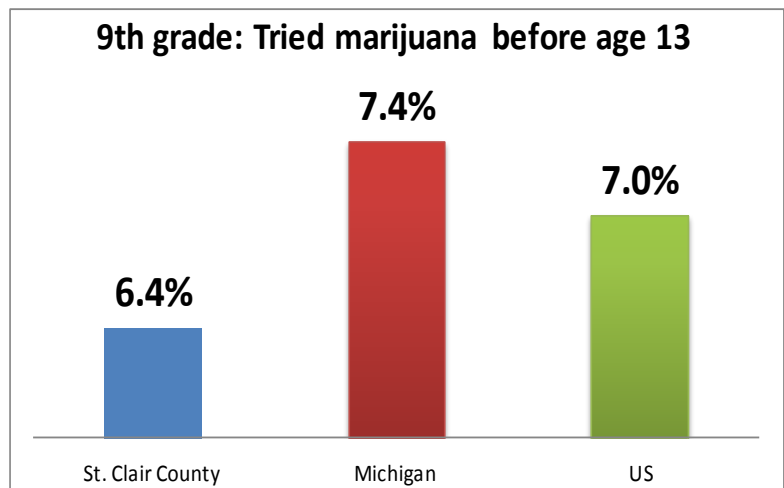
HIGH-RISK SUBSTANCE USE



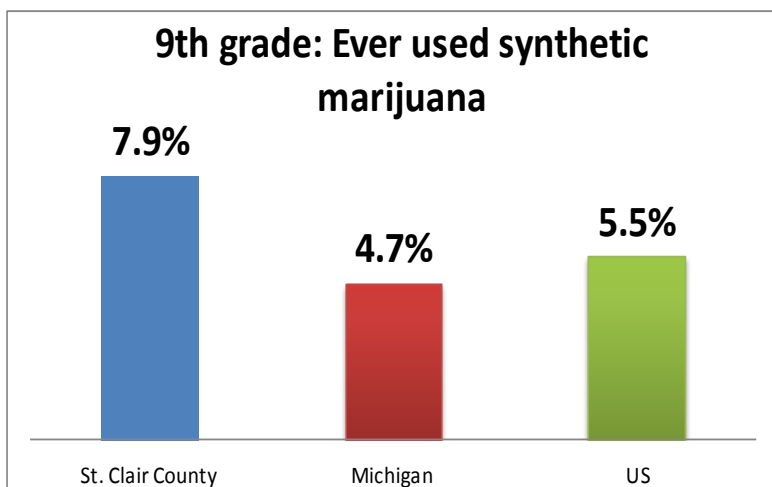
YRBS 2017, MiPHY 2018 12/18

Almost 20% of St. Clair County 9th grade students have ever used marijuana ^{1a,2a}

Almost 7% of St. Clair County 9th grade students have tried marijuana before they turned 13 ^{1a,2a}

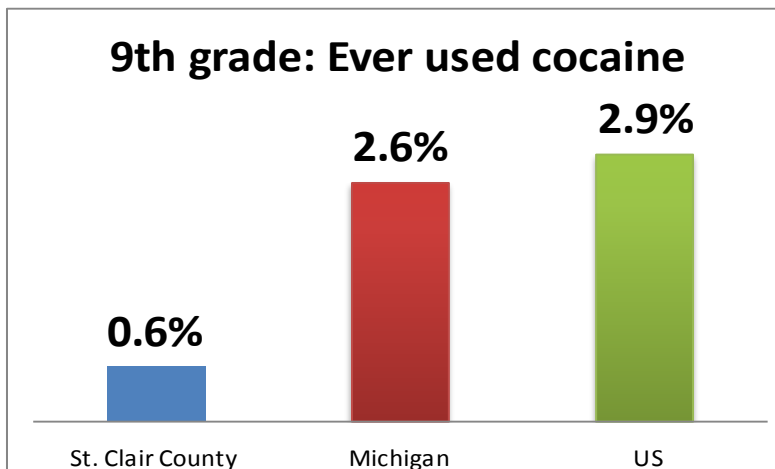


YRBS 2017, MiPHY 2018 12/18



YRBS 2017, MiPHY 2018 12/18

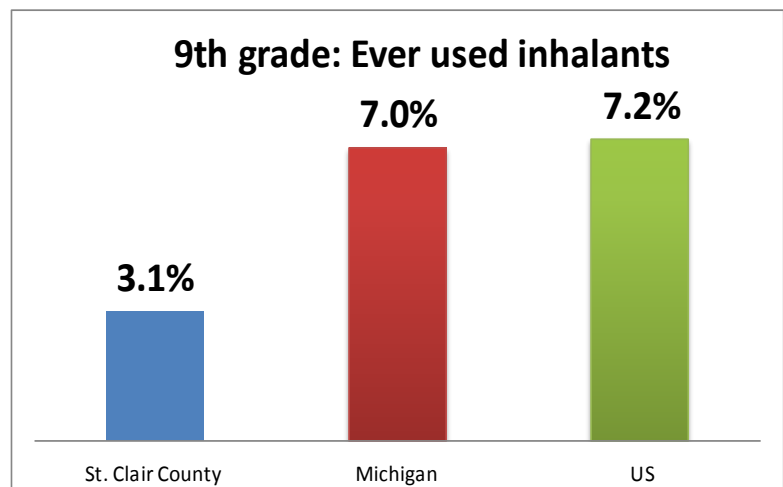
Almost 8% of St. Clair County 9th grade students have used synthetic marijuana ^{1a,2a}



Almost .5% of St. Clair County 9th grade students have ever used cocaine^{1a,2a}

YRBS 2017, MiPHY 2018 12/18

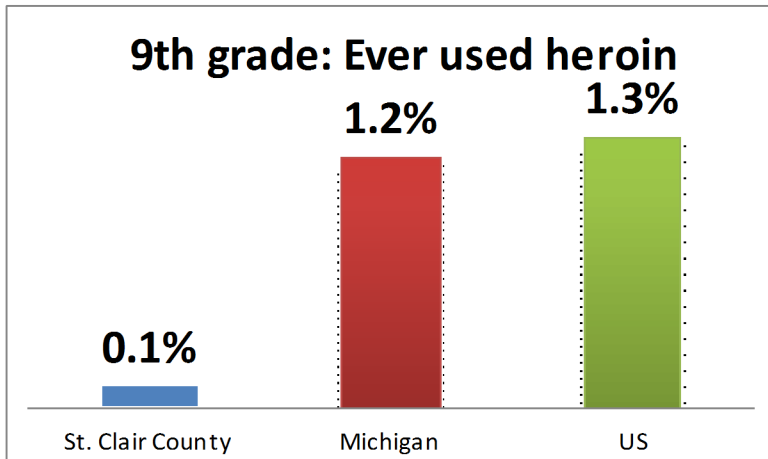
Less than 1 in 20 of St. Clair County 9th grade students have ever have used inhalants such as glue, hair spray, air fresheners etc. in the past 30 days^{1a}



YRBS 2017, MiPHY 2018 12/18

FOCUS AREA

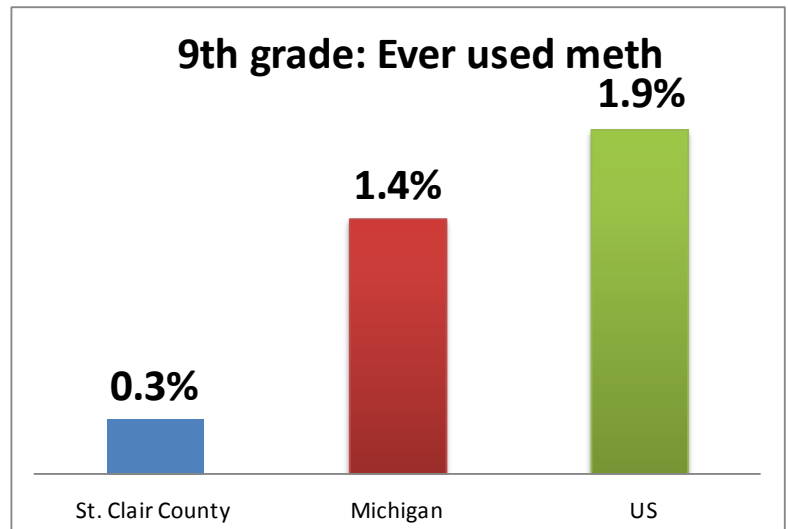
HIGH-RISK SUBSTANCE USE



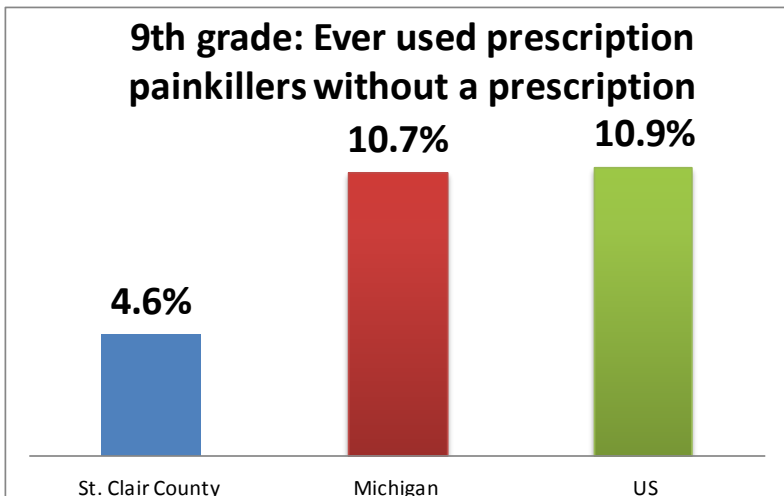
Only 1 in 100 St. Clair County 9th grade students have ever used heroin ^{1a,2a}

YRBS 2017, MiPHY 2018 12/18

Less than .5% of St. Clair County 9th grade students have ever used meth ^{1a,2a}



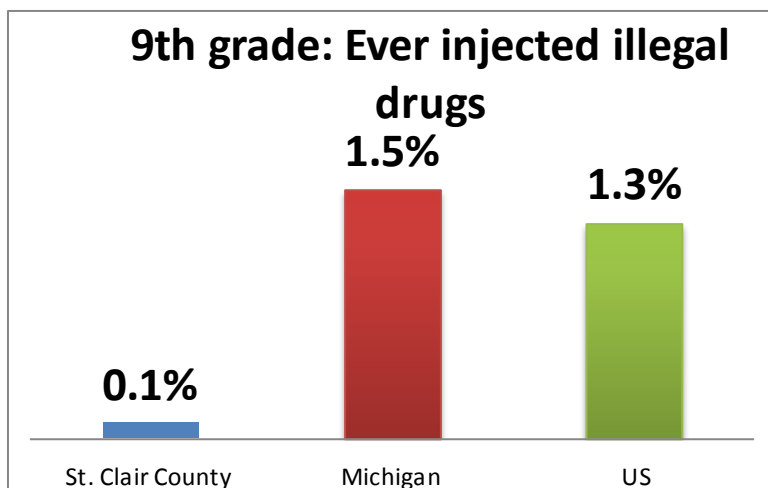
YRBS 2017, MiPHY 2018 12/18



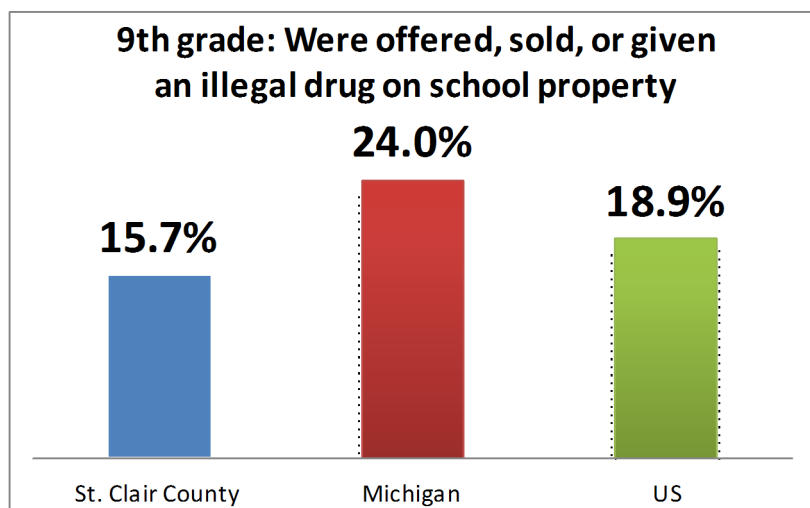
YRBS 2017, MiPHY 2018 12/18

Less than 5% of St. Clair County 9th grade students have used prescription painkillers without a prescription ^{1a,2a}

Less than .1% of St. Clair County 9th grade students have ever injected illegal drugs^{1a,2a}



YRBS 2017, MiPHY 2018 12/18



YRBS 2017, MiPHY 2018 12/18

About 15% of St. Clair County 9th grade students were offered, sold or given an illegal drug at school^{1a,2a}



SNAPSHOT:

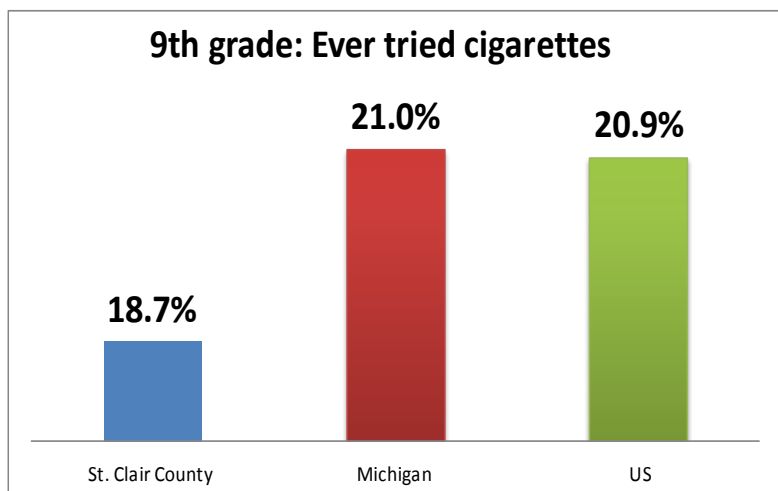
Use of tobacco and drinking alcohol can have numerous harmful effects on adolescent health. Drinking alcohol at an early age can lead to underdevelopment of the brain and excessive consumption can lead to liver diseases in the future. Tobacco use can cause lung cancer, diabetes, cancer and even blindness

Tobacco Use ^{1a,2a}	St. Clair County	Michigan	USA
Ever tried cigarettes	18.7%	21%	20.9%
First tried cigarettes before age 13	8.7%	9.7%	9.5%
Currently smoke cigarettes	4.7%	5.5%	5.2%
Currently vape	26.8%	7.6%	9.5%
Currently use smokeless tobacco	2.8%	5%	4.1%
Currently smoke cigars	3%	3.2%	5%

Alcohol Use ^{1a,2a}	St. Clair County	Michigan	USA
Ever drank alcohol	38.1%	50.6%	47.7%
Had their first drink of alcohol before age 13	14.1%	19.2%	18.2%
Currently drinking alcohol	15.8%	16.8%	18.8%
Binge drinking	8.6%	4.3%	7.3%

FOCUS AREA

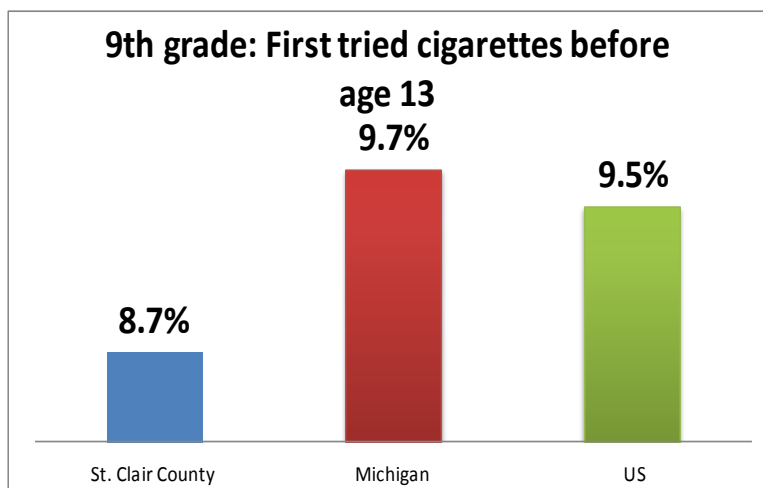
HIGH-RISK SUBSTANCE USE



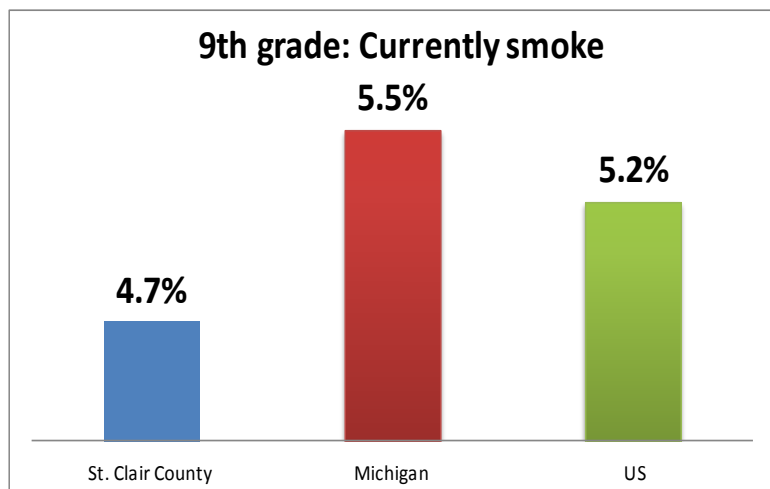
YRBS 2017, MiPHY 2018 12/18

Less than 20% of St. Clair County 9th grade students ever tried cigarettes ^{1a,2a}

Less than 10% of St. Clair County 9th grade students tried cigarettes before age 13 ^{1a,2a}



YRBS 2017, MiPHY 2018 12/18



YRBS 2017, MiPHY 2018 12/18

Almost 5% of St. Clair County 9th grade students currently smoke ^{1a,2a}

FOCUS AREA

HIGH-RISK SUBSTANCE USE

9th grade: Currently vape

26.8%

7.6%

9.5%

St. Clair County

Michigan

US

YRBS 2017, MiPHY 2018 12/18

More than 1 out of 4 St. Clair County 9th grade students currently vape ^{1a,2a}

Almost 3% of St. Clair County 9th grade students use smokeless tobacco ^{1a,2a}

9th grade: Currently use smokeless tobacco

5.0%

4.1%

2.8%

St. Clair County

Michigan

US

YRBS 2017, MiPHY 2018 12/18

9th grade: Currently smoke cigars

5.0%

3.2%

3.0%

St. Clair County

Michigan

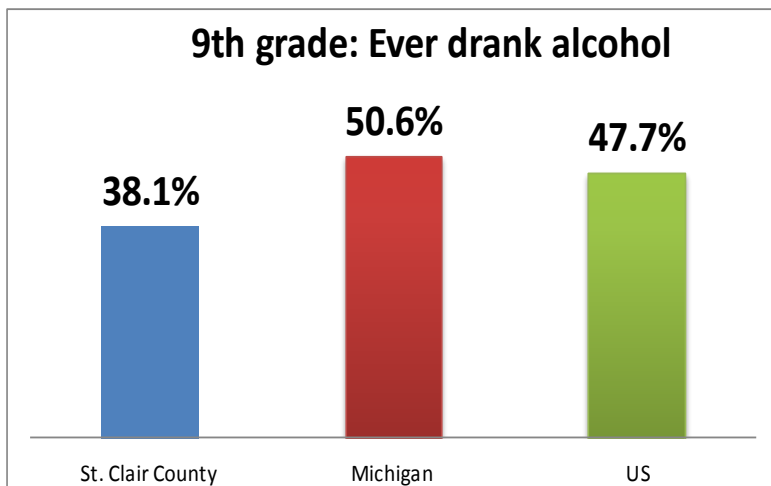
US

YRBS 2017, MiPHY 2018 12/18

3% of St. Clair County 9th grade students currently smoke cigars ^{1a,2a}



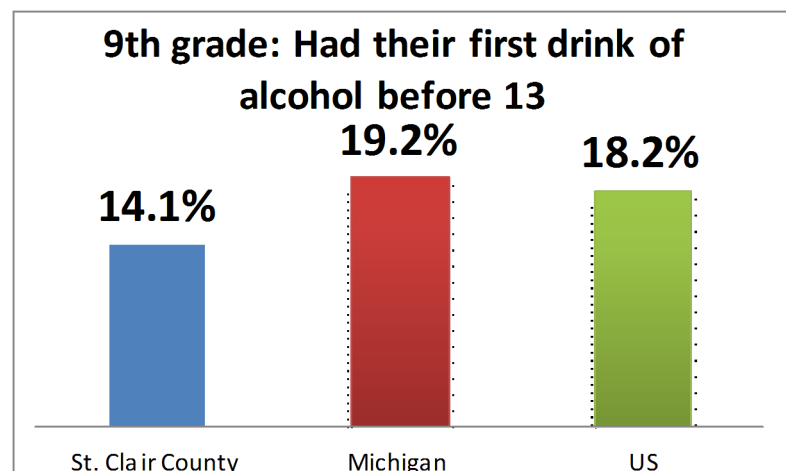
9th grade: Ever drank alcohol



YRBS 2017, MiPHY 2018 12/18

Almost 40% of St. Clair County 9th grade students ever drank alcohol ^{1a,2a}

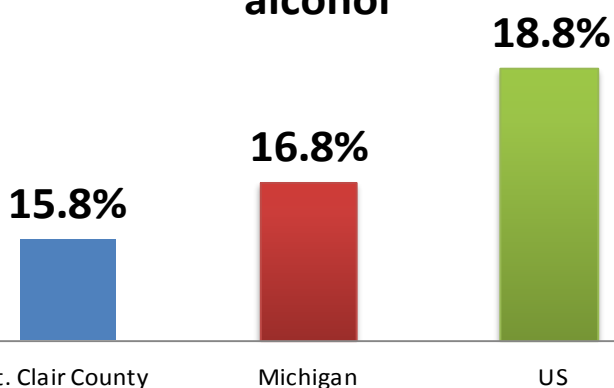
Almost 15% of St. Clair County 9th grade students had their first drink of alcohol before age 13 ^{1a,2a}



YRBS 2017, MiPHY 2018 12/18



9th grade: Currently drink alcohol

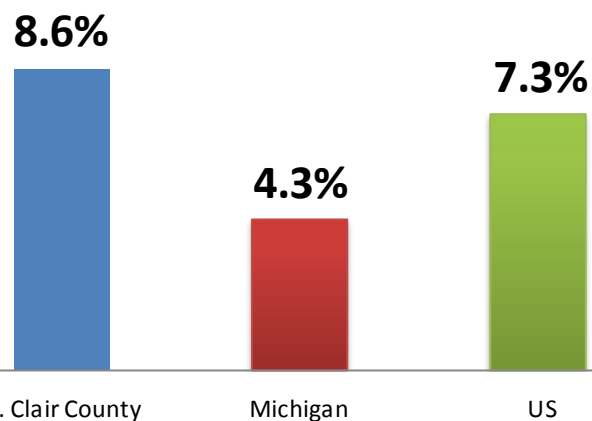


More than 15% of St. Clair County 9th grade students drink alcohol currently^{1a,2a}

YRBS 2017, MiPHY 2018 12/18

Almost 10% of St. Clair County 9th grade students engage in binge drinking behavior^{1a,2a}

9th grade: Binge drinking



YRBS 2017, MiPHY 2018 12/18

FOCUS AREA

VIOLENCE VICTIMIZATION

Snapshot:	14
Weapon.....	15
Bullying.....	16
Dating violence.....	17



SNAPSHOT:

Violence is a leading cause of death and nonfatal injuries among adolescents in the United States. Violence victimization (that is, to be a victim of violence) places the lives of adolescents at risk, and the experience may be associated with trauma, diminished academic success, sexual risk behavior, substance use, and risk of STDs, including HIV.

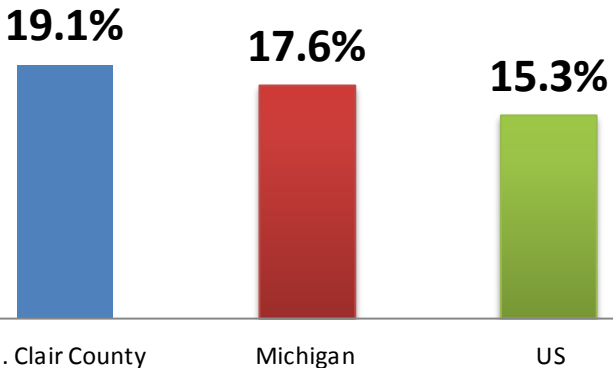
The YRBS and MiPHY includes a number of measures of violence victimization related to safety at school, bullying, dating violence, and forced sex. At least two questions assessed experiences and perceptions of school safety, including being threatened or injured with a weapon at school in the past year and missing school because of safety concerns in the past month. Some questions also assessed experiences of bullying in the past year, including bullying at school and electronic bullying. Two questions assessed whether students had experienced physical or sexual dating violence in the past year. ¹

Violence ^{1a,2a}	St. Clair County	Michigan	USA
Carried a weapon	19.1%	17.6%	15.3%
Carried a weapon on school property	1.8%	3.4%	2.5%
Threatened or injured on school property	8.9%	7.4%	6.8%
Bullied on school property	28.5%	32.2%	22.7%
Electronically bullied	20.8%	23%	16.7%
Did not go to school because they felt unsafe at school or on their way there	13.3%	8.2%	7.6%
Experienced sexual dating violence	11.2%	7.8%	9.1%
Experienced physical dating violence	11.5%	5.8%	6.6%

FOCUS AREA

VIOLENCE VICTIMIZATION

9th grade: Carried a weapon

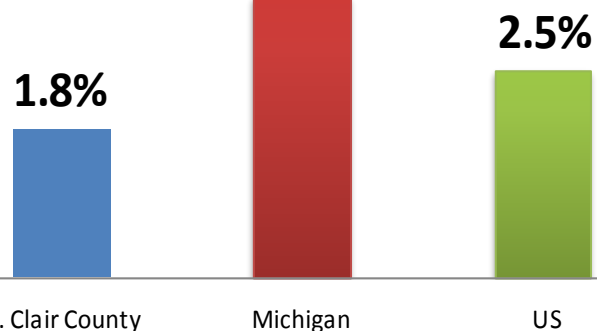


YRBS 2017, MiPHY 2018 12/18

Almost 20% of St. Clair County 9th grade students have carried a weapon in the past 30 days ^{1a,2a}

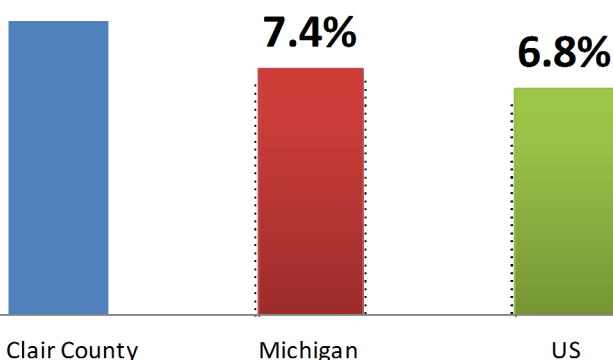
Less than 2% of St. Clair County 9th grade students have carried a weapon in the past 30 days on school property ^{1a,2a}

9th grade: Carried a weapon on school property



YRBS 2017, MiPHY 2018 12/18

9th grade: Threatened or injured with a weapon on school property



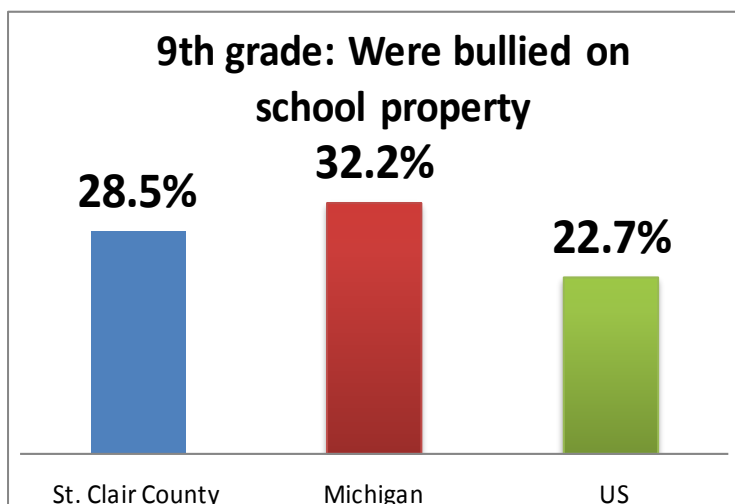
YRBS 2017, MiPHY 2018 12/18

Almost 10% of St. Clair County 9th grade students were threatened or injured with a weapon while on school property ^{1a,2a}

FOCUS AREA

VIOLENCE VICTIMIZATION

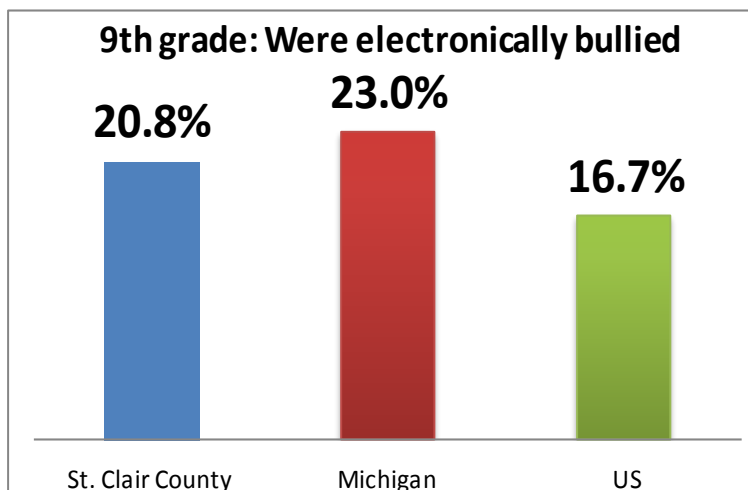
Page 16



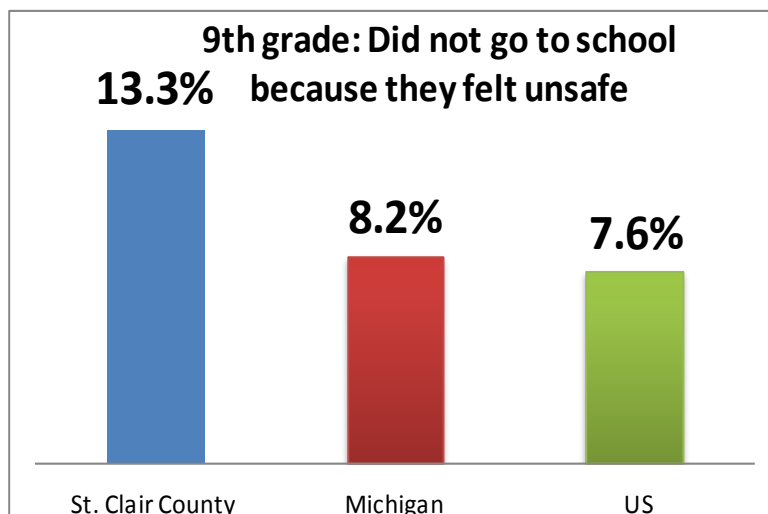
YRBS 2017, MiPHY 2018 12/18

More than 1 out of 4 St. Clair County 9th grade students were bullied on school property ^{1a,2a}

More than 1 out of 5 St. Clair County 9th grade students were electronically bullied ^{1a,2a}

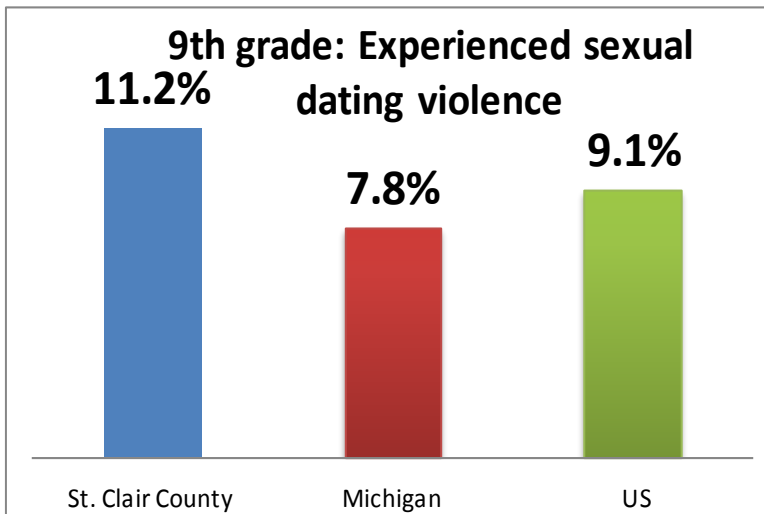


YRBS 2017, MiPHY 2018 12/18



YRBS 2017, MiPHY 2018 12/18

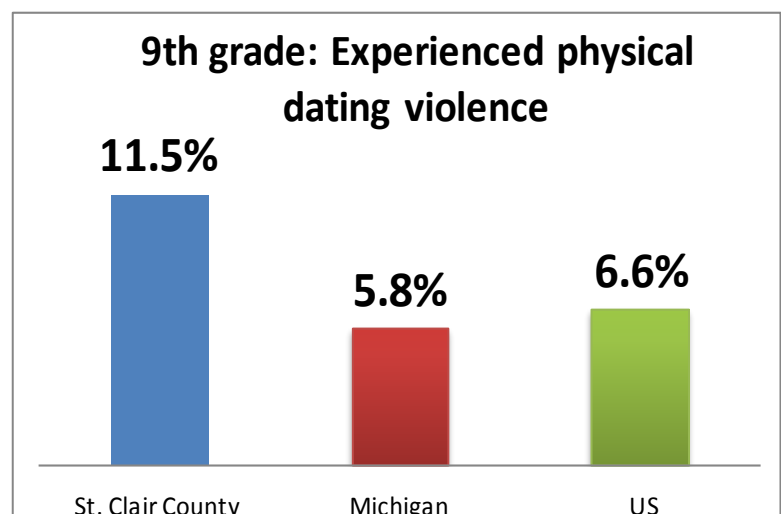
More than 10% of St. Clair County 9th grade students did not go to school because they felt unsafe at school or on their way to school ^{1a,2a}



More than 10% of St. Clair County 9th grade students have experienced sexual dating violence ^{1a,2a}

YRBS 2017, MiPHY 2018 12/18

More than 10% of St. Clair County 9th grade students have experienced physical dating violence ^{1a,2a}



YRBS 2017, MiPHY 2018 12/18

FOCUS AREA

MENTAL HEALTH & SUICIDE

Snapshot:	19
Sad/consider suicide.....	20
Make a plan about suicide/attempt suicide.....	21

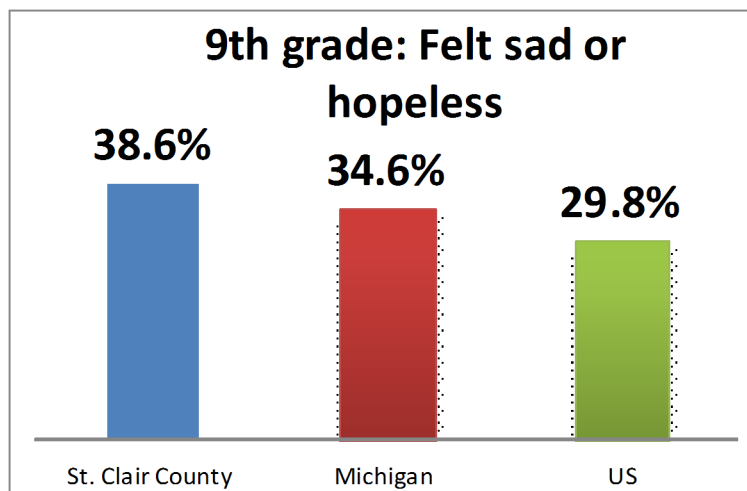


SNAPSHOT:

Poor mental health can result in serious negative outcomes for the health and development of adolescents. It can lead to risky sexual behavior, illicit substance use, adolescent pregnancy, school absences/dropout, and other delinquent behaviors.

Mental health is measured in the YRBS and the MiPHY with one question addressing persistent feelings of sadness or hopelessness and four questions on suicide ideation or action. Persistent feelings of sadness or hopelessness is defined in the survey as feeling sad or hopeless almost every day for two weeks or more in a row in the past year. Suicide ideation or action questions assess consideration of and planning for suicide, attempting suicide, and being medically treated for suicide attempts. ¹

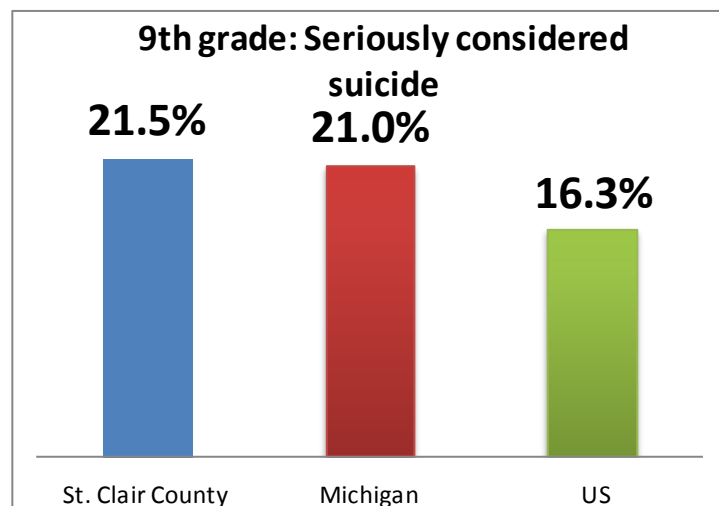
Mental Health ^{1a,2a}	St. Clair County	Michigan	USA
Felt Sad or hopeless	38.6%	34.6%	29.8%
Seriously considered suicide	21.5%	21%	16.3%
Made a suicide plan	16.6%	16.9%	12.8%
Attempted suicide	9.7%	11.8%	8.3%



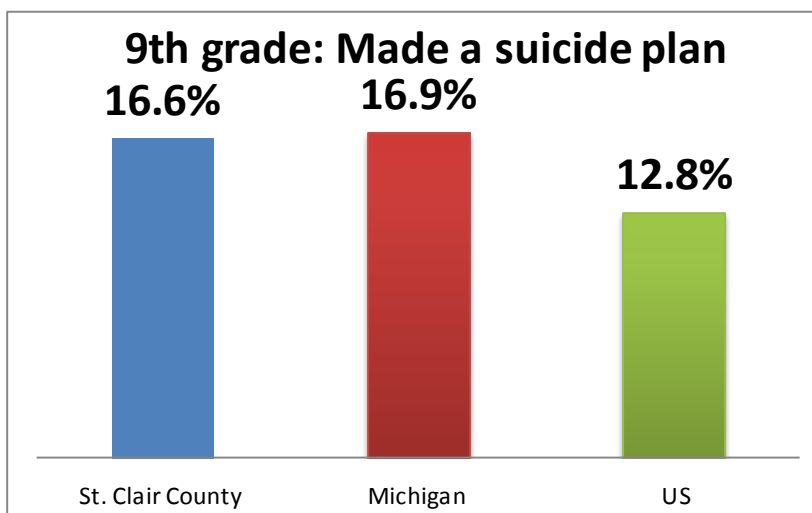
More than 1 out of 3 St. Clair County 9th grade students have felt so sad or hopeless they stopped doing usual activities
1a,2a

YRBS 2017, MiPHY 2018 12/18

More than 20% of St. Clair County 9th grade students have seriously considered suicide^{1a,2a}



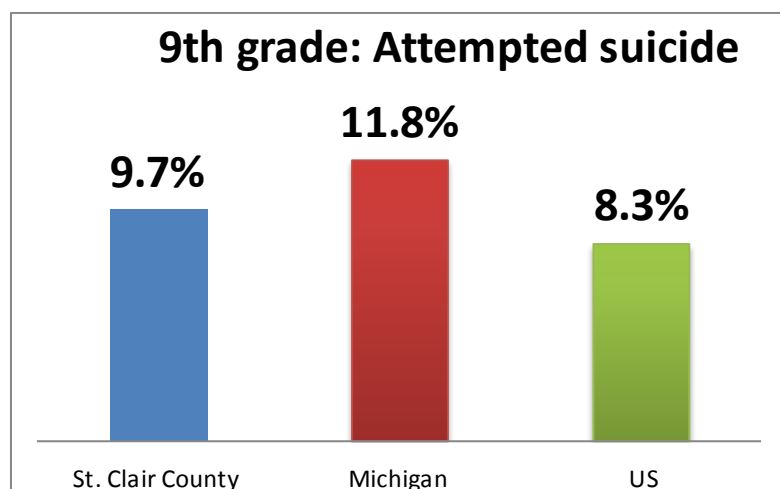
YRBS 2017, MiPHY 2018 12/18



More than 15% of St. Clair County 9th grade students have made a suicide plan ^{1a,2a}

YRBS 2017, MiPHY 2018 12/18

Almost 10% of St. Clair County 9th grade students have attempted suicide ^{1a,2a}



YRBS 2017, MiPHY 2018 12/18

FOCUS AREA

SEXUAL BEHAVIOR

Snapshot:	23
Sexual intercourse age/partners.....	24
Currently sexually active/alcohol drug use.....	25
Birth control measures.....	26



SNAPSHOT:

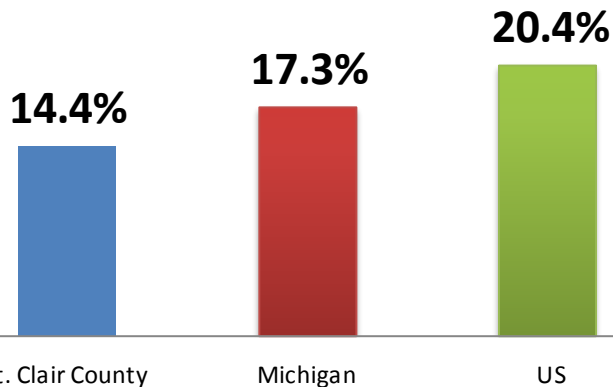
Sexual intercourse at a young age can have far-reaching consequences later on in life. Sexual intercourse can lead to unintended pregnancy. In fact, among women aged 19 years or younger, more than 4 out of 5 pregnancies were unintended. The proportion of unintended was highest among teens younger than age 15 at 98%. Sexual intercourse can also spread STDs. The CDC estimates that youth ages 15-24 account for half of the 20 million new sexually transmitted infections in the US. STDs can lead to fever, rash, painful urination sore lymph nodes etc. ^{4,5}

Sexual Behavior ^{1a,2a}	St. Clair County	Michigan	USA
Ever had sexual intercourse	14.4%	17.3%	20.4%
Had sexual intercourse before age 13	1.7%	2.2%	4.1%
Had sexual intercourse with 4+ people during their life	2%	3.8%	4%
Currently sexually active	8.8%	11.9%	12.9%
Used a condom during last sexual intercourse	58.3%	-	54.5%
Used birth control pills during last sexual intercourse	8.9%	-	8.6%
Drank alcohol or used drugs before last sexual intercourse	30.4%	-	21.4%
Among students who had sex, the percentage whose first partner was 3+ years older than them	16.7%	-	-
Identify as gay, lesbian or bisexual	9.9%	-	-

FOCUS AREA

SEXUAL BEHAVIOR

9th grade: Ever had sexual intercourse

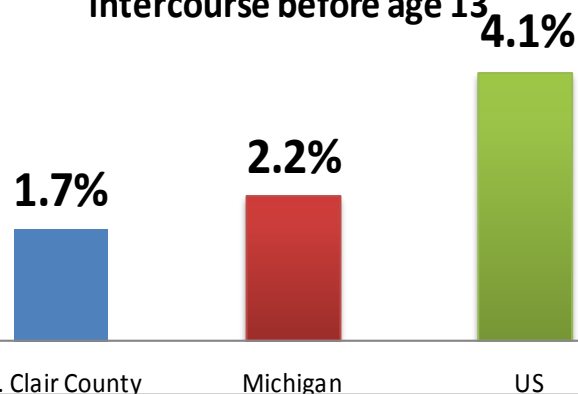


Less than 20% of St. Clair County 9th grade students have ever had sexual intercourse ^{1a,2a}

YRBS 2017, MiPHY 2018 12/18

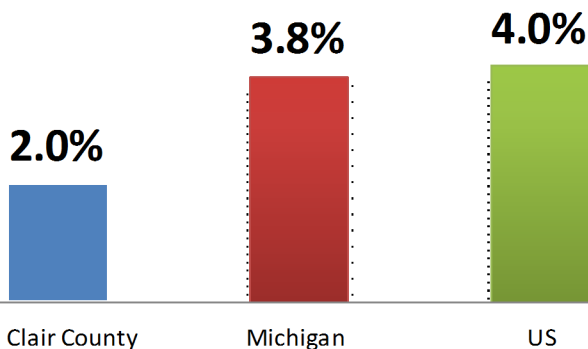
Less than 2% of St. Clair County 9th grade students had sexual intercourse before age 13 ^{1a,2a}

9th grade: Ever had sexual intercourse before age 13



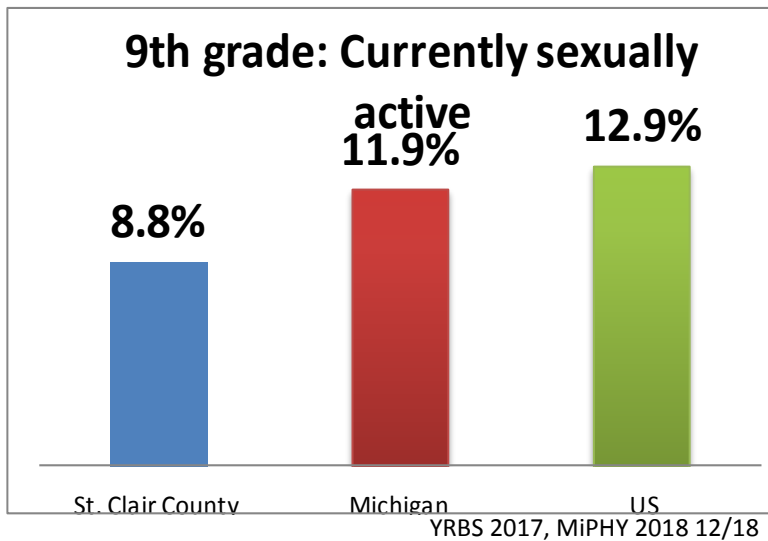
YRBS 2017, MiPHY 2018 12/18

9th grade: Ever had sexual intercourse with 4+ people



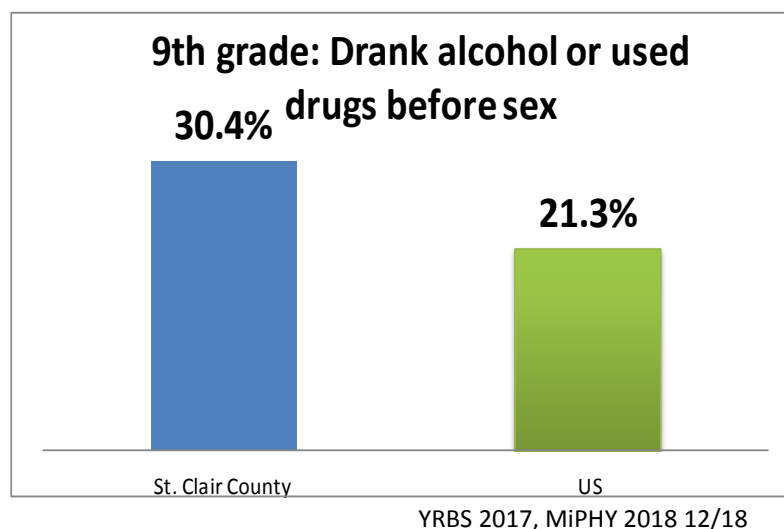
2% of St. Clair County 9th grade students had sexual intercourse with 4 or more people during their life ^{1a,2a}

YRBS 2017, MiPHY 2018 12/18



Almost 10% of St. Clair County 9th grade students are currently sexually active (had sexual intercourse within 3 months) ^{1a,2a}

Almost 1 in 3 St. Clair County 9th grade students drank or used drugs before sexual intercourse ^{1a,2a}





9th grade: Used a condom

58.3%

54.5%

St. Clair County

US

YRBS 2017, MiPHY 2018 12/18

Almost 60% of St. Clair County 9th grade students used a condom during their last sexual intercourse^{1a,2a}

Almost 10% of St. Clair County 9th grade students used birth control pills during their last sexual intercourse^{1a,2a}

9th grade: Used birth control pills

8.9%

8.6%

St. Clair County

US

YRBS 2017, MiPHY 2018 12/18

FOCUS AREA

Nutrition and Physical Activity

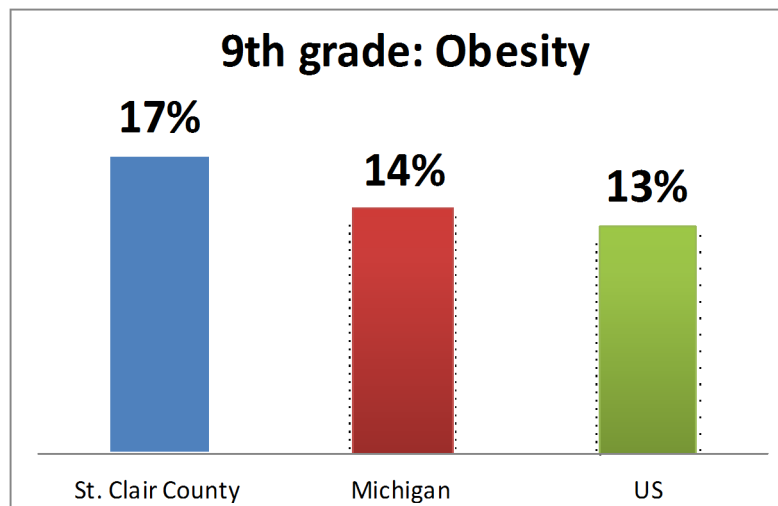
Snapshot:	28
Obesity/overweight.....	29
Physical activity/TV/computer use.....	30



SNAPSHOT:

People who have obesity compared to those with a healthy weight are at an increased risk for many serious diseases including: high blood pressure, Type 2 diabetes, heart disease, stroke, gallbladder disease, osteoarthritis, some cancers, mental illness and many more. For children aged 2-19 years old, there are over 13.7 million or 18.5% that are obese. ⁶⁷

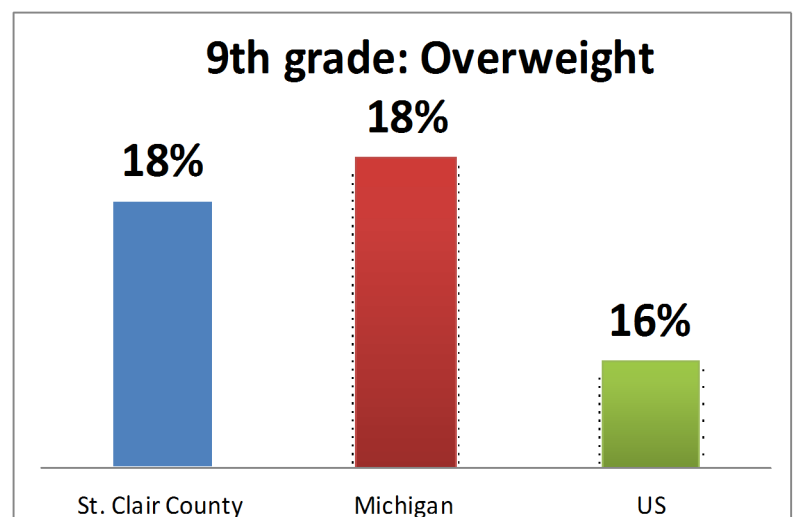
St. Clair County: ^{1a}	St. Clair County	Michigan	USA
Obese	17.2%	14.1%	13.4%
Overweight	17.5%	18%	23%
Physically Active for 60 minutes on five or more days	57.9%	54.3%	50.3%
Watched TV for 3+ hours per day	21.8%	20.9%	15.9%
Played video games or used the computer for non-school reasons for 3+ hours per day	50.2%	41%	38.4%



Almost 3 in 20 St. Clair County 9th grade students are obese^{1a2a}

YRBS 2017, MiPHY 2018 12/18

Almost 2 in 5 St. Clair County 9th grade students are overweight^{1a2a}



YRBS 2017, MiPHY 2018 12/18

FOCUS AREA

Nutrition and Physical Activity

9th grade: Physically active

58%



54%

Michigan

54%

US

More than 1 in 2 St. Clair County 9th grade students were physically active for 60 mins five or more days a week^{1a2a}

YRBS 2017, MiPHY 2018 12/18

More than 3 in 20 St. Clair County 9th grade students watched TV for 3 or more hours per day^{1a2a}

9th grade: Watched TV for 3+ hours per day

22%



21%

Michigan

21%

US

YRBS 2017, MiPHY 2018 12/18

9th grade: Played video games or used the computer

50%



41%

Michigan

45%

US

1 in 2 St. Clair County 9th grade students played video games or used the computer for non-school purposes for 3 or more hours per day^{1a2a}

YRBS 2017, MiPHY 2018 12/18



References:

1. CDC: Youth Risk Behavior Survey– Data Summary & Trends report 2007-2017
2. CDC: Health Effects of Cigarette smoking
3. CDC: Fact Sheets-Alcohol Use and Your Health
4. CDC: Sexually Transmitted diseases (STDs)
5. CDC: Reproductive health: Unintended Pregnancy prevention
6. CDC: Childhood Obesity Facts
7. CDC: The Health Effects of Overweight and Obesity

Graph Data from:

- 1a. CDC: High School YRBS: 2017
- 2a. MDE: Michigan Profile for Healthy Youth: High School 2017-18

Prepared by:

Anthony Lai, MPH

Informatics Coordinator

Email: alai@stclaircounty.org



www.scchealth.co | [f/scchdmi](https://www.facebook.com/scchdmi) | [t/scchdmi](https://twitter.com/scchdmi)