

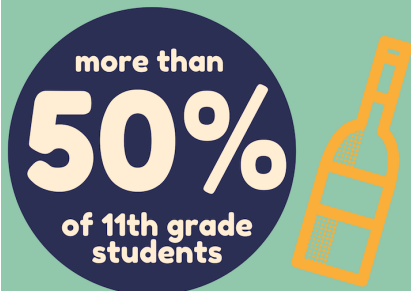
Prepared by:



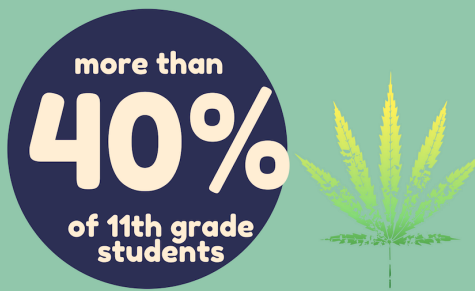
ST. CLAIR COUNTY  
HEALTH DEPARTMENT  
Our Community. Our Environment.

www.scchealth.co | [f/scchdmi](#) | [t/scchdmi](#)

# St. Clair County 11th Grade MiPHY Report



Have ever drank alcohol



Have tried marijuana

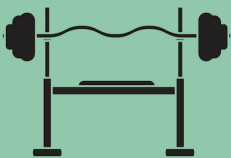


More than 1 in 10

11th grade students  
have experienced  
physical or sexual  
dating violence



Ever had  
sexual  
intercourse



**45% of 11th grade students are  
physically active**

**But 35% of 11th grade students are  
obese or overweight**



About 60% of 11th grade students believe  
marijuana is easy to get



**ALMOST 15% OF  
STUDENTS DID NOT GO  
TO SCHOOL DUE TO  
SAFETY CONCERNS**

**MORE THAN 40% OF  
STUDENTS FELT  
DEPRESSED**



# FOCUS AREA

## HIGH-RISK SUBSTANCE USE

Snapshot: .....	3
Marijuana.....	4
Cocaine/inhalants.....	5
Heroin/meth/prescription pain meds.....	6
Injection drugs/school property.....	7
Snapshot: .....	8
Conventional tobacco products.....	9
Vaping/smokeless tobacco/cigars.....	10
Ever drank alcohol/first time drinking.....	11
Current alcohol drinking/binge drinking.....	12



## SNAPSHOT:

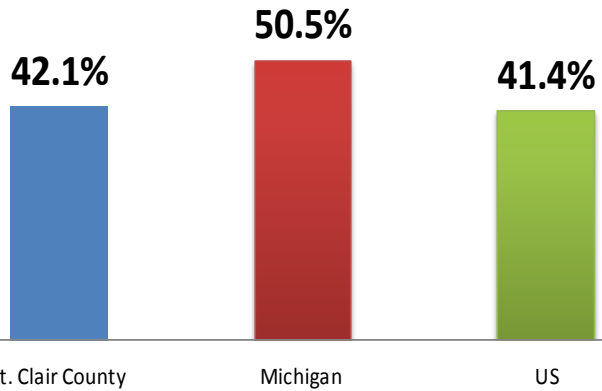
Substance use during adolescence is related to a wide variety of negative outcomes, such as STDs, including HIV.<sup>6,28</sup> This report focuses on three aspects of substance use: the percentage of high school students who ever used select illicit drugs, defined here as cocaine, inhalants, heroin, or methamphetamines; the percentage of high school students who ever injected illegal drugs; the percentage of students who used marijuana or synthetic marijuana; and the percentage of high school students who ever misused prescription opioids, defined here as ever having used prescription pain medication, such as codeine, Vicodin, OxyContin, Hydrocodone, or Percocet, without a prescription or differently than indicated by a doctor. Injection drug use places adolescents at direct risk for HIV, while drug use, regardless of mode of administration, places adolescents at risk of overdose. Drug use is also associated with sexual risk behavior, experience of violence, and mental health and suicide risks <sup>1</sup>

<b>Substance Abuse</b> <sup>1a,2a</sup>	<b>St. Clair County</b>	<b>Michigan</b>	<b>USA</b>
Ever used marijuana	42.1%	50.5%	41.4%
Tried marijuana before age 13	6.2%	11.4%	6.6%
Ever used synthetic marijuana	11.8%	9.5%	6.8%
Ever used cocaine	1%	4.9%	5.4%
Ever used inhalants	1%	6.4%	6.4%
Ever used heroin	.1%	2.2%	1.6%
Ever used meth	.5%	2.3%	2.4%
Ever took a prescription pain pill without a prescription	5.5%	19.4%	15.4%
Ever injected any illegal drug	.1%	.9%	1.1%
Were offered, sold or given an illegal drug on school property	16.6%	28.1%	20%

# FOCUS AREA

## HIGH-RISK SUBSTANCE USE

### 11th grade: Ever used marijuana

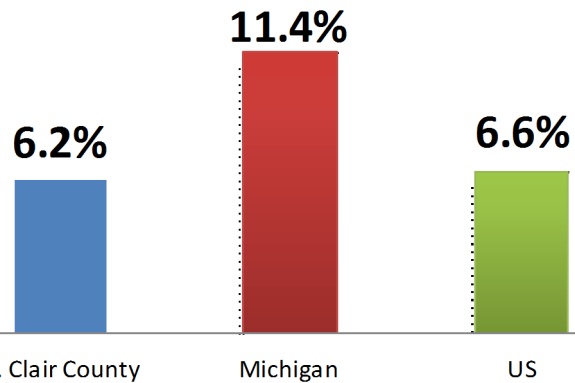


Almost 50% of St. Clair County 11th grade students have ever used marijuana <sup>1a,2a</sup>

YRBS 2017, MiPHY 2018 12/18

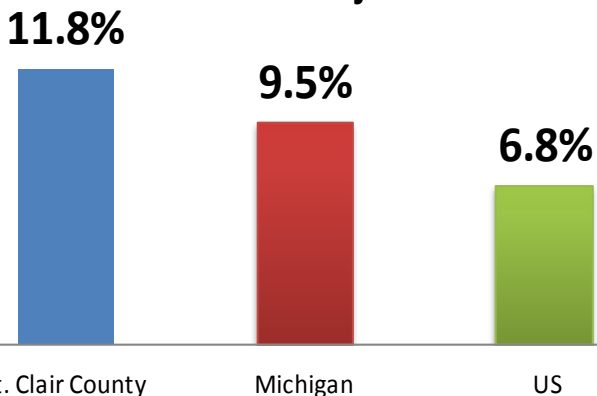
Almost 7% of St. Clair County 11th grade students have tried marijuana before they turned 13 <sup>1a,2a</sup>

### 11th grade: Tried marijuana before age 13



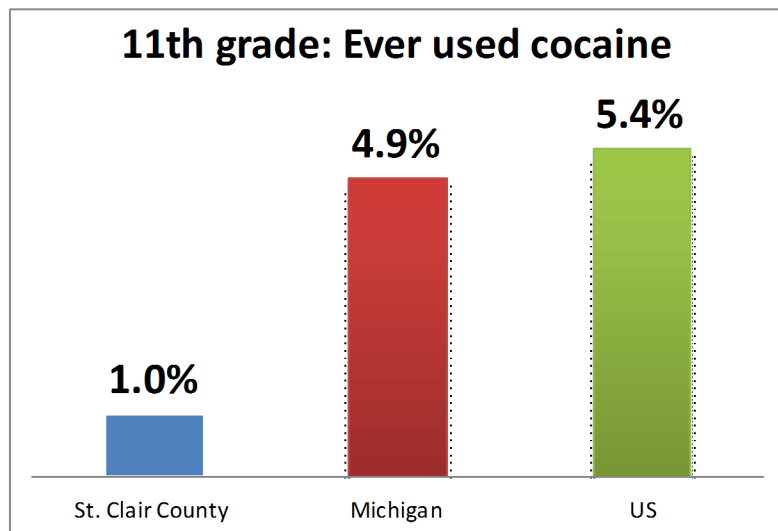
YRBS 2017, MiPHY 2018 12/18

### 11th grade: Ever used synthetic marijuana



More than 10% of St. Clair County 11th grade students have used synthetic marijuana <sup>1a,2a</sup>

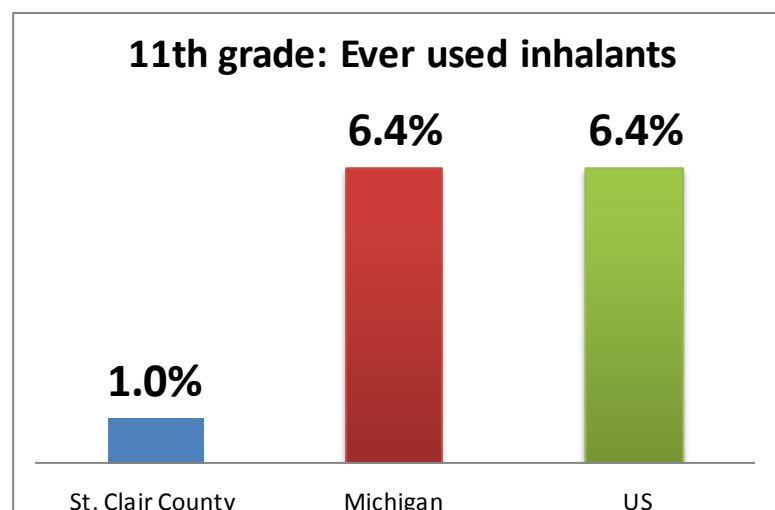
YRBS 2017, MiPHY 2018 12/18



1% of St. Clair County 11th grade students have ever used cocaine <sup>1a,2a</sup>

YRBS 2017, MiPHY 2018 12/18

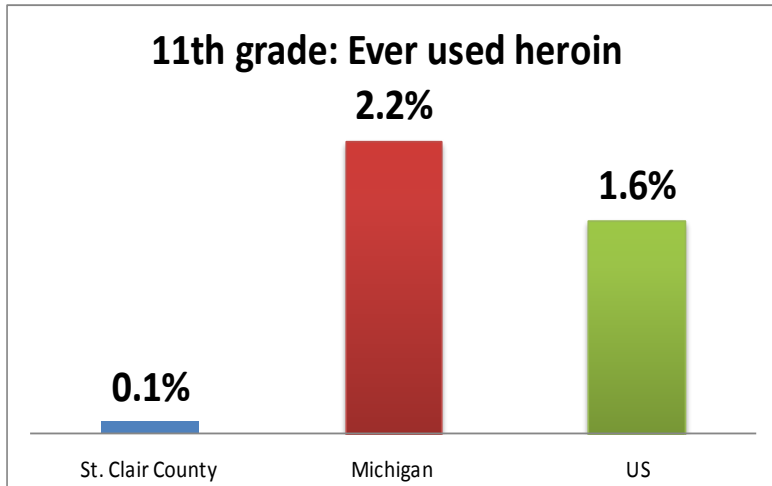
1% of St. Clair County 11th grade students have ever used inhalants such as glue, hair spray, air fresheners etc. in the last 30 days <sup>1a,2a</sup>



YRBS 2017, MiPHY 2018 12/18

# FOCUS AREA

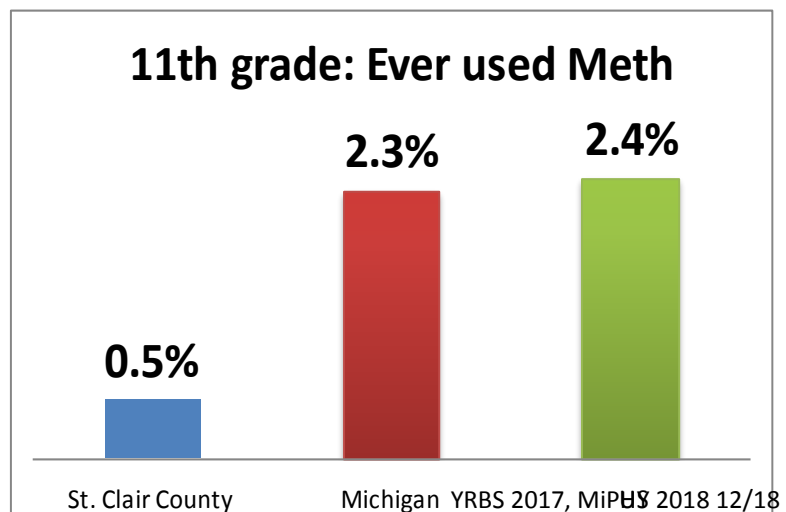
## HIGH-RISK SUBSTANCE USE



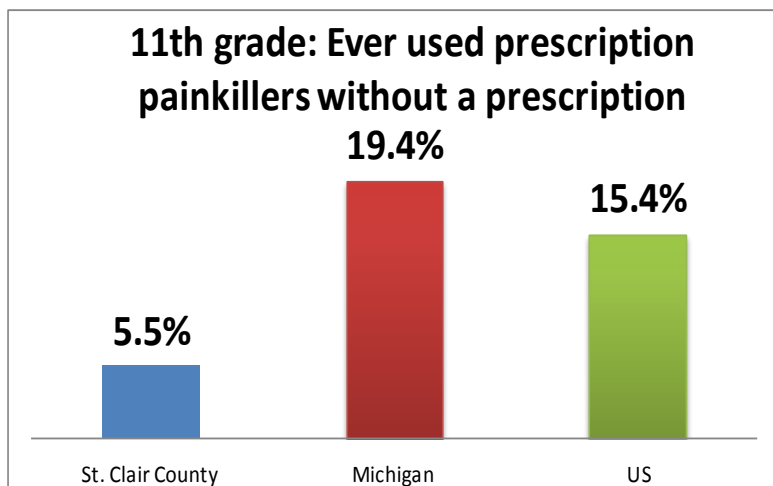
Only 1 in 100 St. Clair County 11th grade students have ever used heroin <sup>1a,2a</sup>

YRBS 2017, MiPHY 2018 12/18

.5% of St. Clair County 11th grade students have ever used Meth <sup>1a,2a</sup>



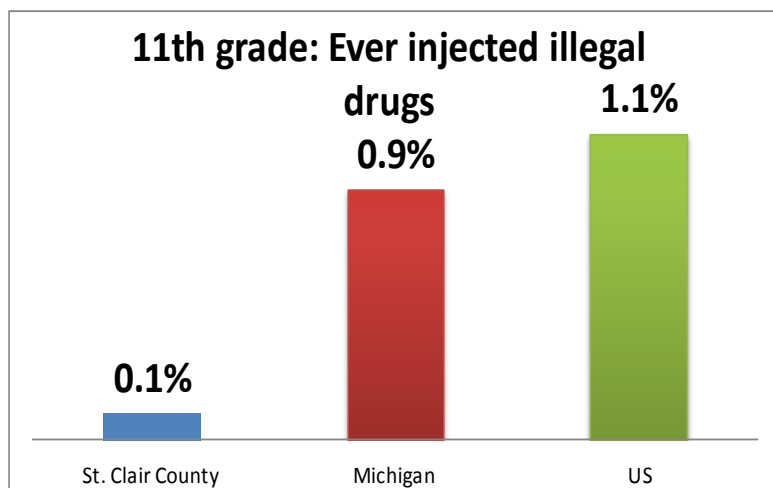
St. Clair County Michigan YRBS 2017, MiPHY 2018 12/18



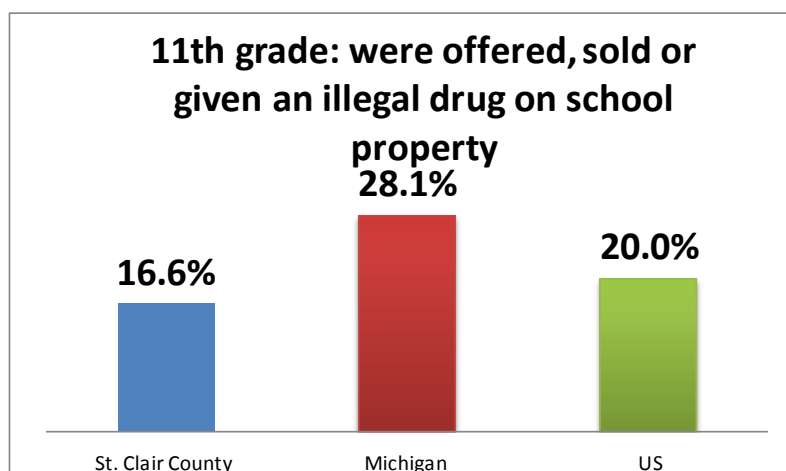
YRBS 2017, MiPHY 2018 12/18

About 5% of St. Clair County 11th grade students have used prescription painkillers without a prescription <sup>1a,2a</sup>

.1% of St. Clair County 11th grade students have ever injected illegal drugs <sup>1a,2a</sup>



YRBS 2017, MiPHY 2018 12/18



YRBS 2017, MiPHY 2018 12/18

About 15% of St. Clair County 11th grade students were offered, sold or given an illegal drug at school <sup>1a,2a</sup>



## SNAPSHOT:

Use of tobacco and drinking alcohol can have numerous harmful effects on adolescent health. Drinking alcohol at an early age can lead to underdevelopment of the brain and excessive consumption can lead to liver diseases in the future. Tobacco use can cause lung cancer, diabetes, cancer and even blindness <sup>2,3</sup>

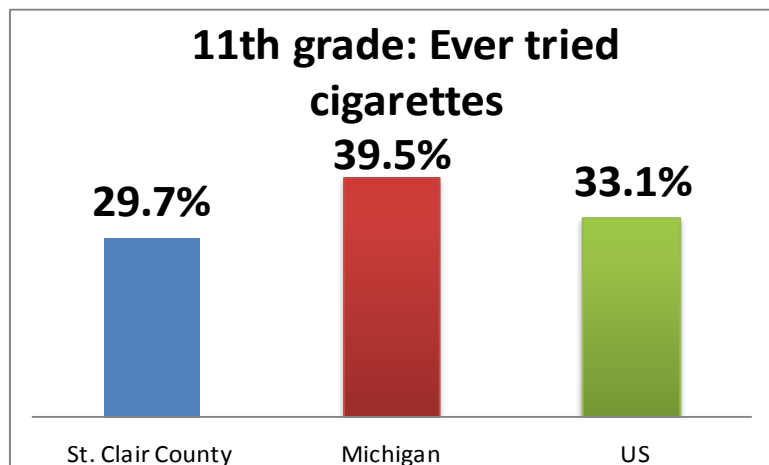
<b>Tobacco Use</b> <sup>1a,2a</sup>	<b>St. Clair County</b>	<b>Michigan</b>	<b>USA</b>
Ever tried cigarettes	39.7%	39.5%	33.1%
First tried cigarettes before age 13	10.4%	13%	9.5%
Currently smoke cigarettes	8%	14.3%	9.5%
Currently vape	37.5%	24.6%	14.1%
Currently use smokeless tobacco	4%	7.8%	5.7%
Currently smoke cigars	5.1%	10.1%	9.2%

<b>Alcohol Use</b> <sup>1a,2a</sup>	<b>St. Clair County</b>	<b>Michigan</b>	<b>USA</b>
Ever drank alcohol	53.6%	67.5%	66.4%
Had their first drink of alcohol before age 13	10.7%	16%	14.9%
Currently drinking alcohol	31%	38.1%	34.4%
Binge drinking	21%	20.3%	15.4%



# FOCUS AREA

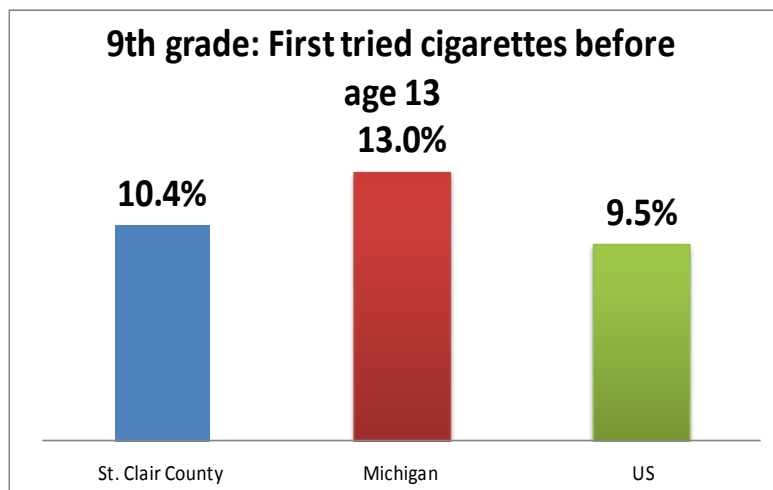
## HIGH-RISK SUBSTANCE USE



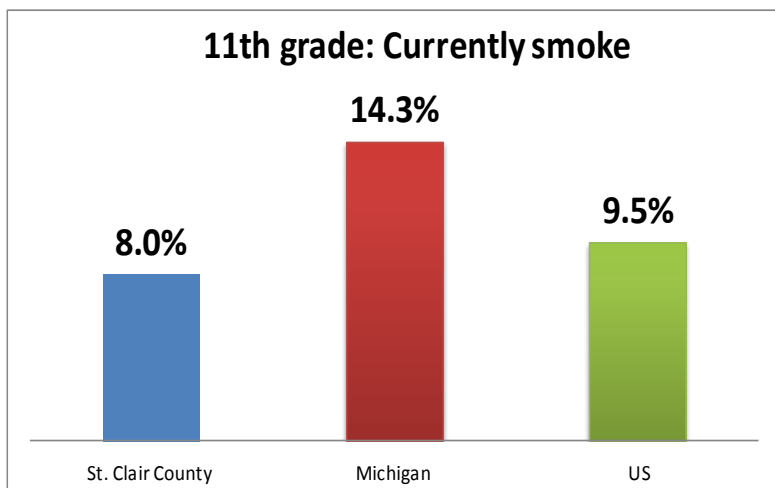
YRBS 2017, MiPHY 2018 12/18

Almost 30% of St. Clair County 11th grade students ever tried cigarettes <sup>1a,2a</sup>

About 10% of St. Clair County 11th grade students tried cigarettes before age 13 <sup>1a,2a</sup>



YRBS 2017, MiPHY 2018 12/18

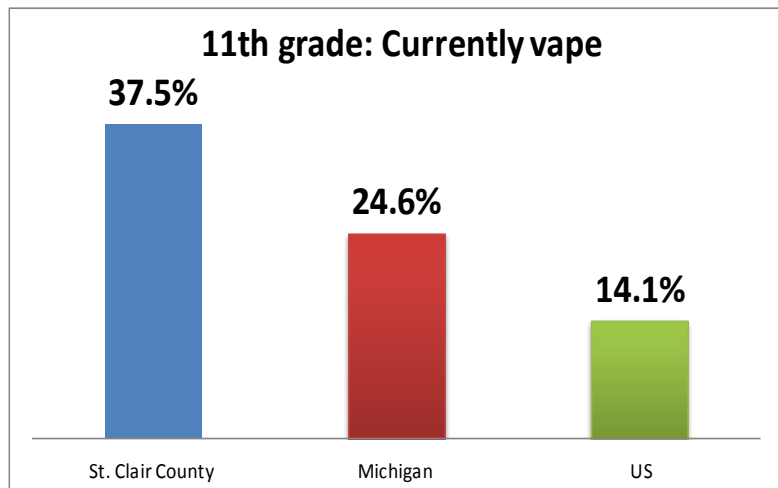


YRBS 2017, MiPHY 2018 12/18

Less than 10% of St. Clair County 11th grade students currently smoke <sup>1a,2a</sup>

# FOCUS AREA

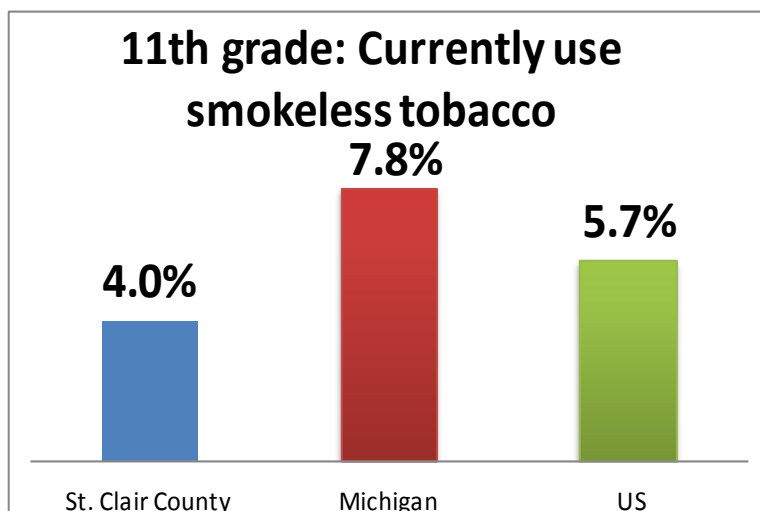
## HIGH-RISK SUBSTANCE USE



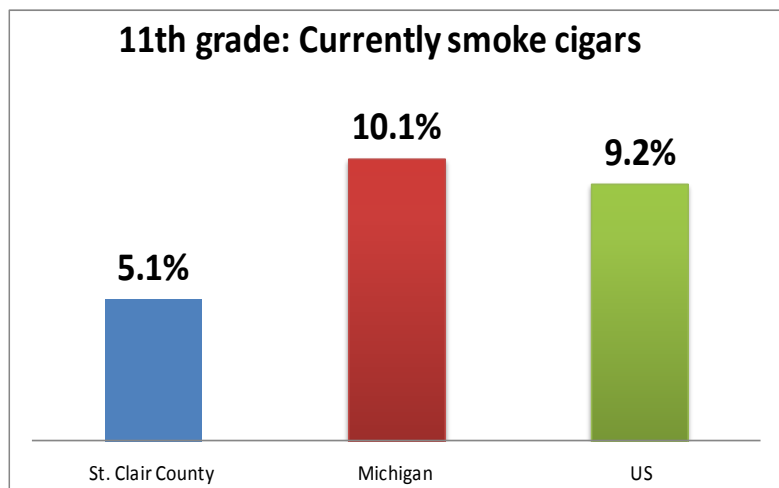
Almost 2 out of 5 St. Clair County 11th grade students currently vape <sup>1a,2a</sup>

YRBS 2017, MiPHY 2018 12/18

4% of St. Clair County 11th grade students use smokeless tobacco <sup>1a,2a</sup>

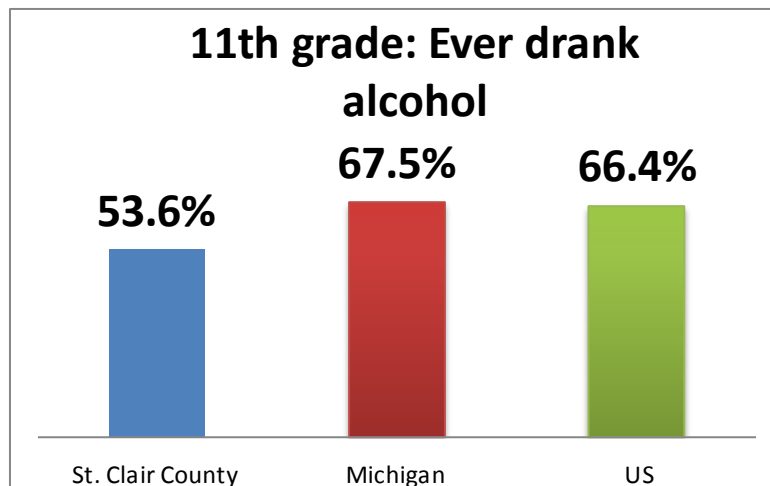


YRBS 2017, MiPHY 2018 12/18



5% of St. Clair County 11th grade students currently smoke cigars <sup>1a,2a</sup>

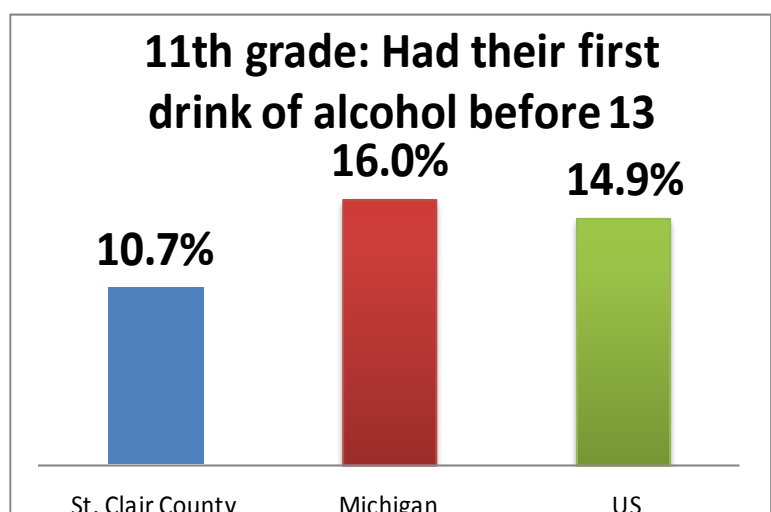
YRBS 2017, MiPHY 2018 12/18



More than 50% of St. Clair County 11th grade students ever drank alcohol <sup>1a,2a</sup>

YRBS 2017, MiPHY 2018 12/18

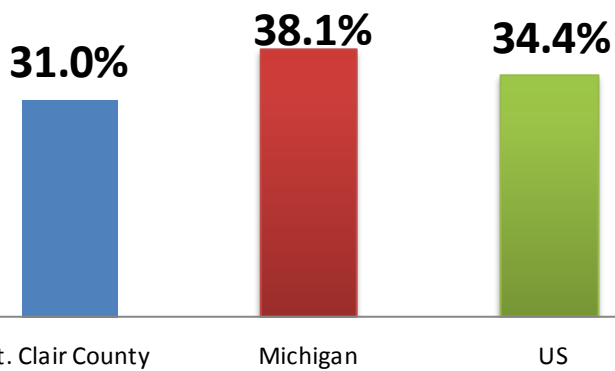
Almost 10% of St. Clair County 11th grade students had their first drink of alcohol before age 13 <sup>1a,2a</sup>



YRBS 2017, MiPHY 2018 12/18



### 11th grade: Drink alcohol currently

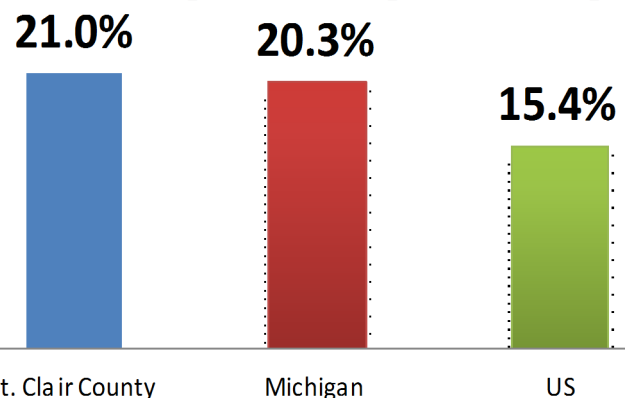


More than 30% of St. Clair County 11th grade students drink alcohol currently <sup>1a,2a</sup>

YRBS 2017, MiPHY 2018 12/18

Almost 20% of St. Clair County 11th grade students engage in binge drinking behavior <sup>1a,2a</sup>

### 11th grade: Binge drinking



YRBS 2017, MiPHY 2018 12/18

# FOCUS AREA

## VIOLENCE VICTIMIZATION

Snapshot: .....	14
Weapon.....	15
Bullying.....	16
Dating violence.....	17



## SNAPSHOT:

Violence is a leading cause of death and nonfatal injuries among adolescents in the United States. Violence victimization (that is, to be a victim of violence) places the lives of adolescents at risk, and the experience may be associated with trauma, diminished academic success, sexual risk behavior, substance use, and risk of STDs, including HIV.

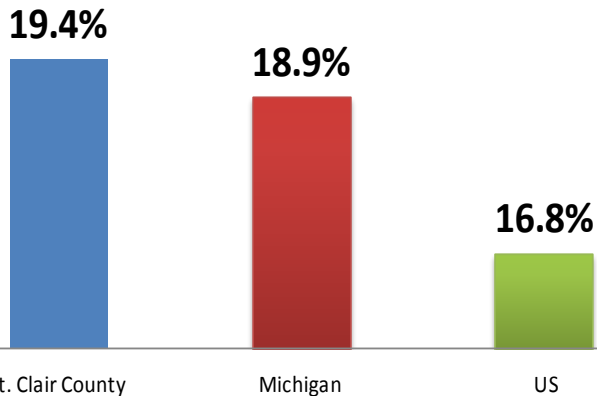
The YRBS and MiPHY includes a number of measures of violence victimization related to safety at school, bullying, dating violence, and forced sex. At least two questions assessed experiences and perceptions of school safety, including being threatened or injured with a weapon at school in the past year and missing school because of safety concerns in the past month. Some questions also assessed experiences of bullying in the past year, including bullying at school and electronic bullying. Two questions assessed whether students had experienced physical or sexual dating violence in the past year. <sup>1</sup>

<b>Violence</b> <sup>1a,2a</sup>	<b>St. Clair County</b>	<b>Michigan</b>	<b>USA</b>
Carried a weapon	19.4%	18.9%	16.8%
Carried a weapon on school property	2.3%	3.9%	5%
Threatened or injured on school property	8.2%	4.5%	5.1%
Bullied on school property	21.8%	22.8%	18.3%
Electronically bullied	17.8%	17.7%	14.2%
Did not go to school because they felt unsafe at school or on their way there	14.7%	6.3%	5.4%
Experienced sexual dating violence	12.1%	10.1%	6.7%
Experienced physical dating violence	12.4%	13.4%	6.8%

# FOCUS AREA

## VIOLENCE VICTIMIZATION

### 11th grade: Carried a weapon

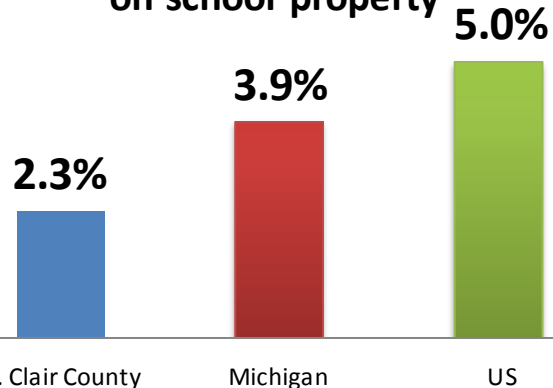


Almost 20% of St. Clair County 11th grade students have carried a weapon in the past 30 days <sup>1a,2a</sup>

YRBS 2017, MiPHY 2018 12/18

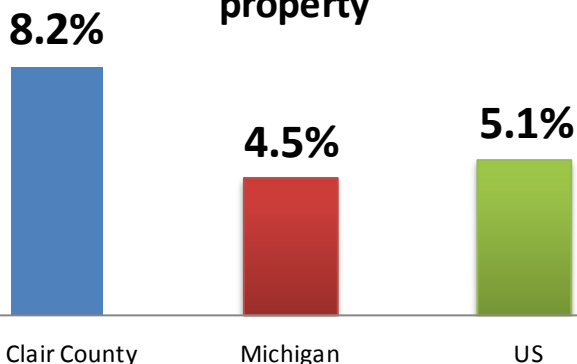
About 2% of St. Clair County 11th grade students have carried a weapon in the past 30 days on school property <sup>1a,2a</sup>

### 11th grade: Carried a weapon on school property



YRBS 2017, MiPHY 2018 12/18

### 11th grade: Threatened or injured with a weapon on school property



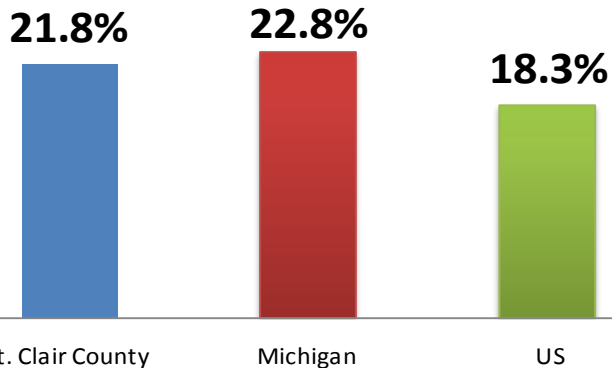
YRBS 2017, MiPHY 2018 12/18

Almost 10% of St. Clair County 11th grade students were threatened or injured with a weapon while on school property <sup>1a,2a</sup>

# FOCUS AREA

## VIOLENCE VICTIMIZATION

### 11th grade: Were bullied on school property

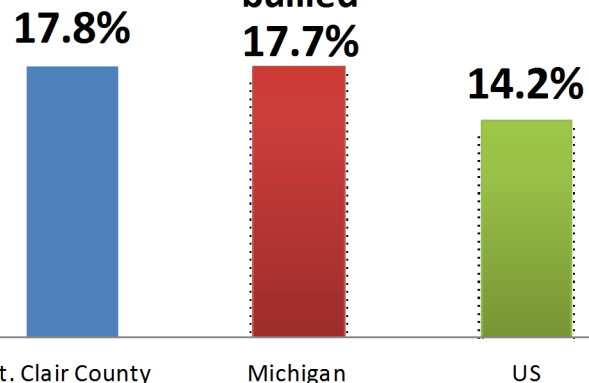


YRBS 2017, MiPHY 2018 12/18

More than 1 out of 5 St. Clair County 11th grade students were bullied on school property <sup>1a,2a</sup>

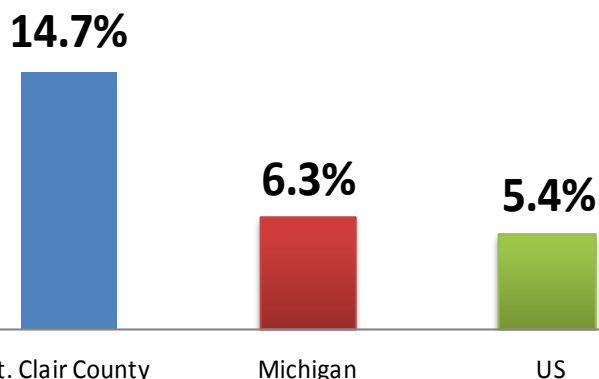
About 1 out of 5 St. Clair County 11th grade students were electronically bullied <sup>1a,2a</sup>

### 11th grade: Were electronically bullied



YRBS 2017, MiPHY 2018 12/18

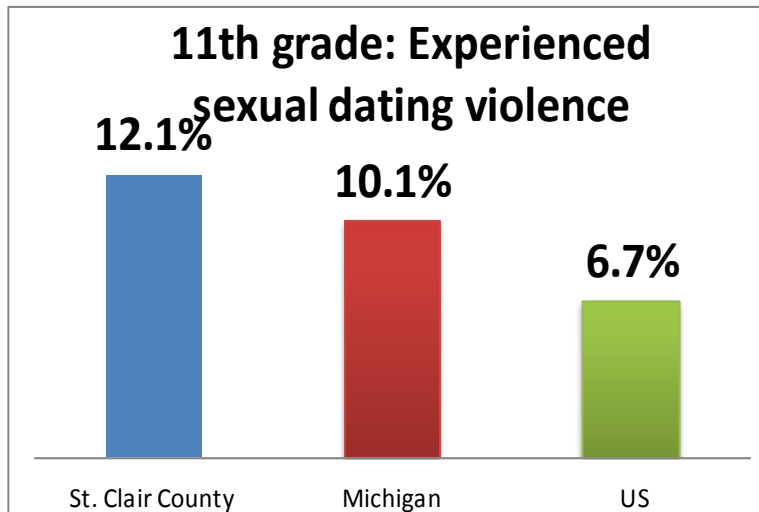
### 11th grade: Did not go to school because they felt unsafe



YRBS 2017, MiPHY 2018 12/18

Almost 15% of St. Clair County 11th grade students did not go to school because they felt unsafe at school or on their way to school <sup>1a,2a</sup>

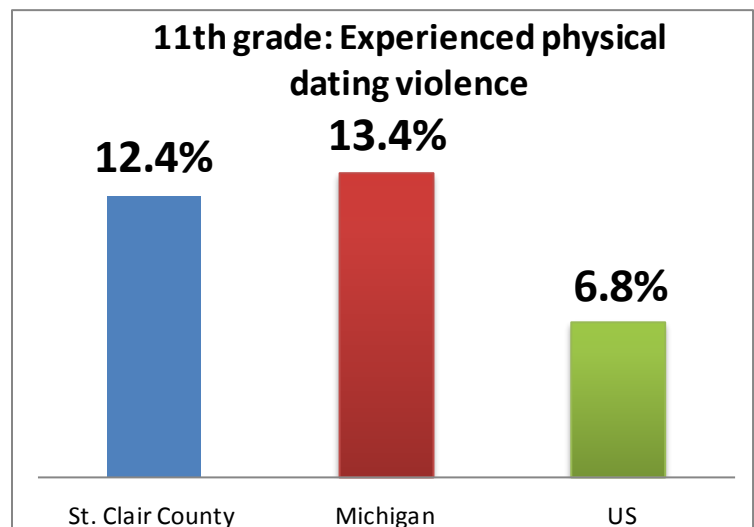




More than 10% of St. Clair County 11th grade students have experienced sexual dating violence <sup>1a,2a</sup>

YRBS 2017, MiPHY 2018 12/18

More than 10% of St. Clair County 11th grade students have experienced physical dating violence <sup>1a,2a</sup>



YRBS 2017, MiPHY 2018 12/18

# FOCUS AREA

## MENTAL HEALTH & SUICIDE

Snapshot: .....	19
Sad/Consider suicide.....	20
Make a plan about suicide/attempt suicide.....	21

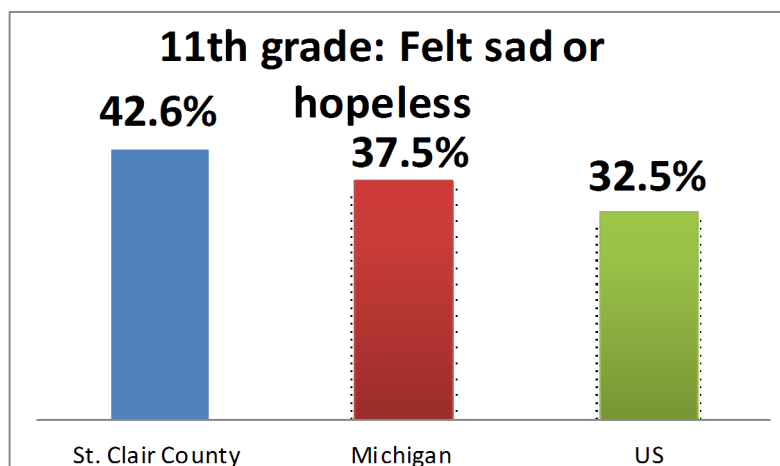


## SNAPSHOT:

Poor mental health can result in serious negative outcomes for the health and development of adolescents. It can lead to risky sexual behavior, illicit substance use, adolescent pregnancy, school absences/dropout, and other delinquent behaviors.

Mental health is measured in the YRBS and the MiPHY with one question addressing persistent feelings of sadness or hopelessness and four questions on suicide ideation or action. Persistent feelings of sadness or hopelessness is defined in the survey as feeling sad or hopeless almost every day for two weeks or more in a row in the past year. Suicide ideation or action questions assess consideration of and planning for suicide, attempting suicide, and being medically treated for suicide attempts. <sup>1</sup>

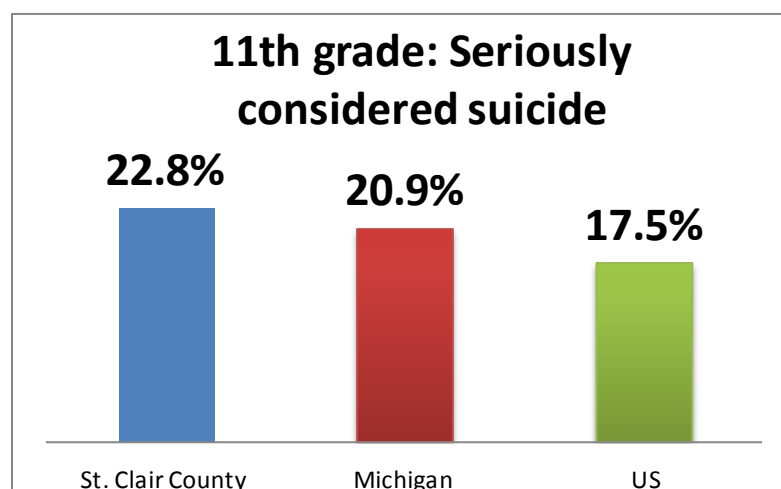
Mental Health <sup>1a,2a</sup>	St. Clair County	Michigan	USA
Felt Sad or hopeless	42.6%	37.5%	32.5%
Seriously considered suicide	22.8%	20.9%	17.5%
Made a suicide plan	16.9%	17.7%	14.2%
Attempted suicide	9.2%	8.9%	6.1%



Almost 1 out of 2 St. Clair County 11th grade students have felt so sad or hopeless they stopped doing usual activities<sup>1a,2a</sup>

YRBS 2017, MiPHY 2018 12/18

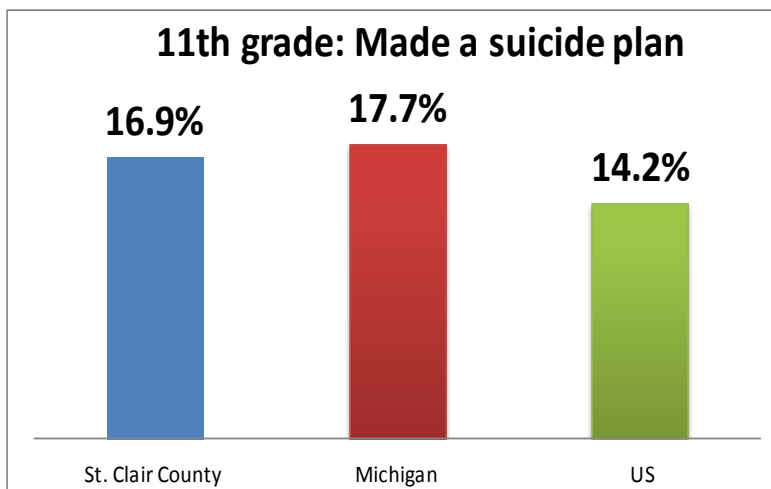
More than 20% of St. Clair County 11th grade students have seriously considered suicide<sup>1a,2a</sup>



YRBS 2017, MiPHY 2018 12/18



### 11th grade: Made a suicide plan

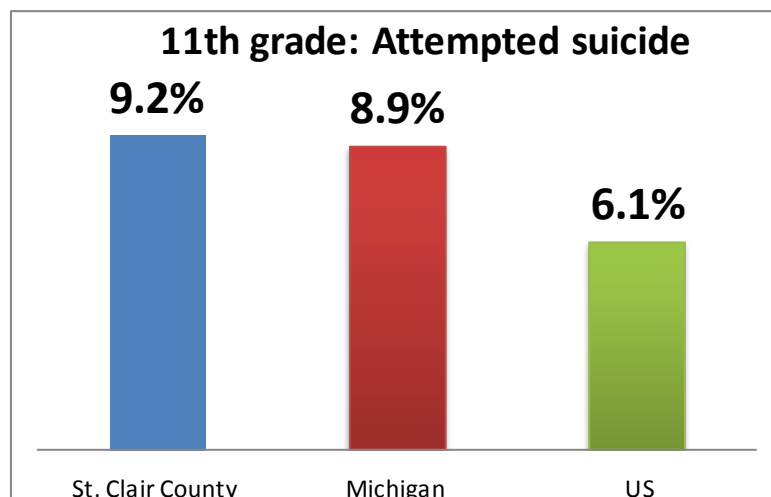


More than 15% of St. Clair County 11th grade students have made a suicide plan <sup>1a,2a</sup>

YRBS 2017, MiPHY 2018 12/18

Almost 10% of St. Clair County 11th grade students have attempted suicide <sup>1a,2a</sup>

### 11th grade: Attempted suicide



YRBS 2017, MiPHY 2018 12/18

# FOCUS AREA

## SEXUAL BEHAVIOR

Snapshot: .....	23
Sexual intercourse age/partners.....	24
Currently sexually active/alcohol drug use.....	25
Birth control measures.....	26



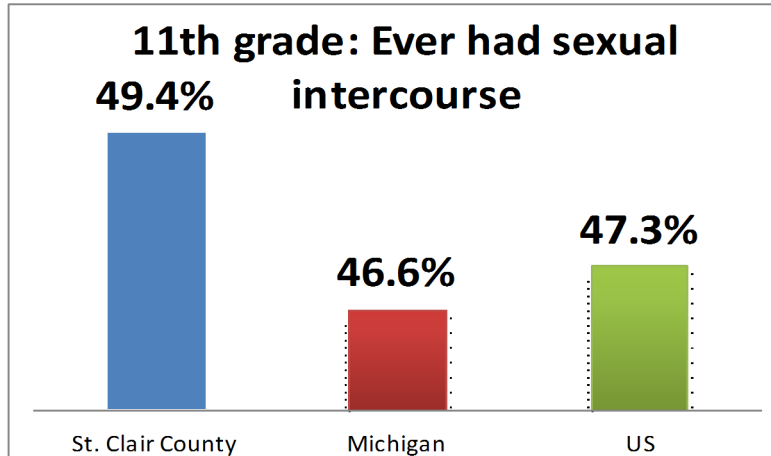
# SNAPSHOT:

Sexual intercourse at a young age can have far-reaching consequences later on in life. Sexual intercourse can lead to unintended pregnancy. In fact, among women aged 19 years or younger, more than 4 out of 5 pregnancies were unintended. The proportion of unintended was highest among teens younger than age 15 at 98%. Sexual intercourse can also spread STDs. The CDC estimates that youth ages 15-24 account for half of the 20 million new sexually transmitted infections in the US. STDs can lead to fever, rash, painful urination sore lymph nodes etc. <sup>4,5</sup>

Sexual Behavior <sup>1a,2a</sup>	St. Clair County	Michigan	USA
Ever had sexual intercourse	49.4%	46.6%	47.3%
Had sexual intercourse before age 13	2.1%	4.3%	2.3%
Had sexual intercourse with 4+ people during their life	11.5%	10%	10.6%
Currently sexually active	38.3%	35.3%	35.3%
Used a condom during last sexual intercourse	58.4%	-	56.3%
Used birth control pills during last sexual intercourse	28.1%	-	20.6%
Drank alcohol or used drugs before last sexual intercourse	26.6%	-	14.2%
Among students who had sexual intercourse, the percentage whose first partner was 3+ years older than them	14.4%	-	-
Identify as gay, lesbian, or bisexual	10.1%	-	-

# FOCUS AREA

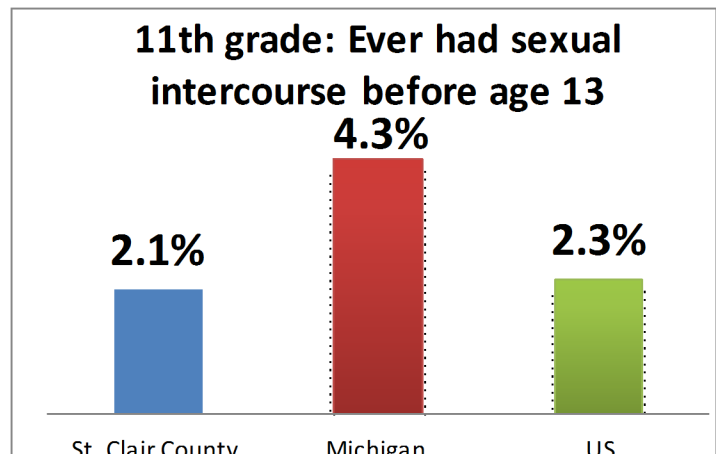
## SEXUAL BEHAVIOR



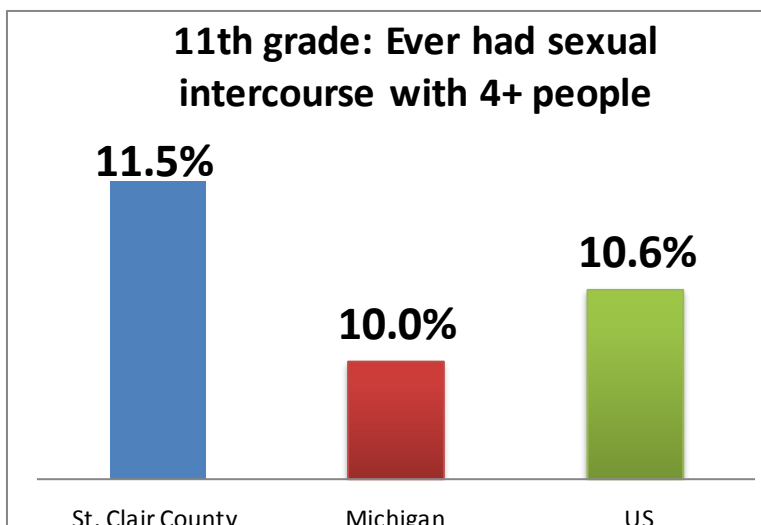
Almost 50% of St. Clair County 11th grade students have ever had sexual intercourse <sup>1a,2a</sup>

YRBS 2017, MiPHY 2018 12/18

About 2% of St. Clair County 11th grade students had sexual intercourse before age 13 <sup>1a,2a</sup>



YRBS 2017, MiPHY 2018 12/18



About 10% of St. Clair County 11th grade students had sexual intercourse with 4 or more people during their life <sup>1a,2a</sup>

YRBS 2017, MiPHY 2018 12/18





### 11th grade: Currently sexually active

38.3%

35.3%

35.3%

St. Clair County

Michigan

US

YRBS 2017, MiPHY 2018 12/18

More than 1 out of 3 St. Clair County 11th grade students are currently sexually active (had sexual intercourse within 3 months) <sup>1a,2a</sup>

More than 25% of St. Clair County 11th grade students drank or used drugs before sexual intercourse <sup>1a,2a</sup>

### 11th grade: Drank alcohol or used drugs before sex

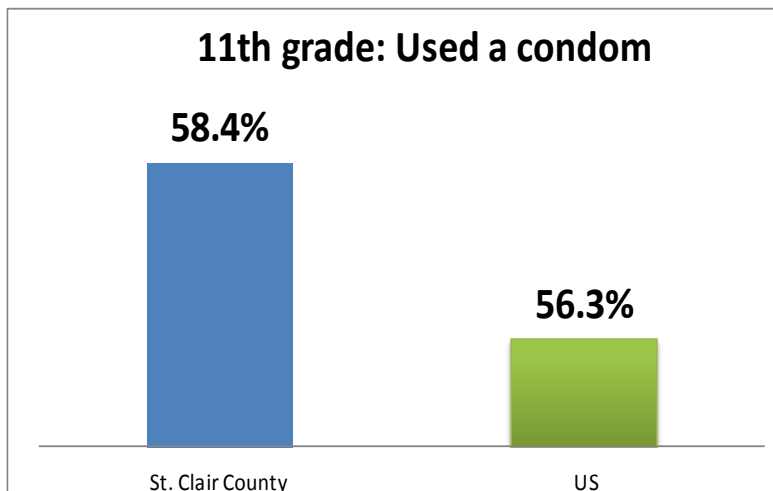
26.6%

14.2%

St. Clair County

US

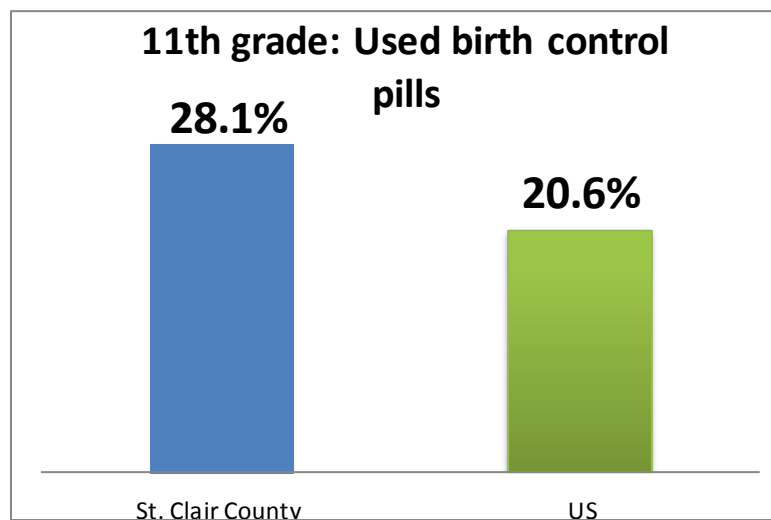
YRBS 2017, MiPHY 2018 12/18



YRBS 2017, MiPHY 2018 12/18

Almost 60% of St. Clair County 11th grade students used a condom during their last sexual intercourse<sup>1a,2a</sup>

More than 25% of St. Clair County 11th grade students used birth control pills during their last sexual intercourse<sup>1a,2a</sup>



YRBS 2017, MiPHY 2018 12/18

# FOCUS AREA

## Nutrition and Physical Activity

Snapshot. ....	28
Obesity/Overweight.....	29
Physical Activity/TV/Computer use.....	30



## SNAPSHOT:

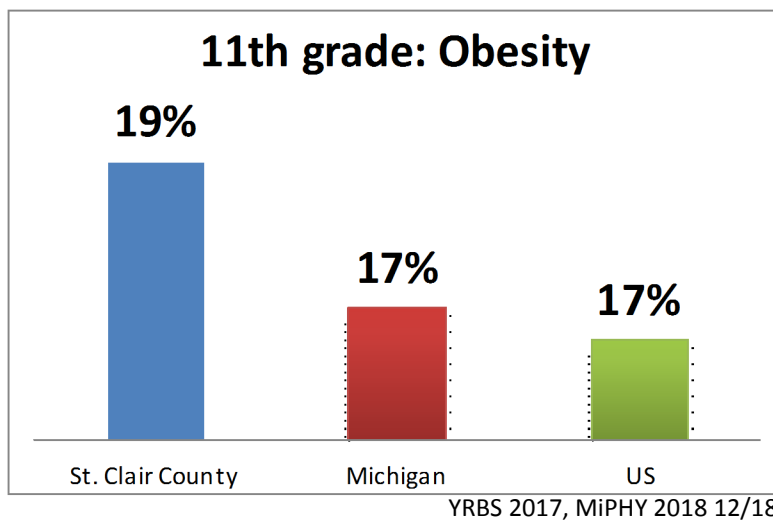
---

People who have obesity compared to those with a healthy weight are at an increased risk for many serious diseases including: high blood pressure, Type 2 diabetes, heart disease, stroke, gallbladder disease, osteoarthritis, some cancers, mental illness and many more. For children aged 2-19 years old, there are over 13.7 million or 18.5% that are obese. <sup>67</sup>

St. Clair County: <sup>1a</sup>	St. Clair County	Michigan	USA
Obese	18.5%	17.2%	16.9%
Overweight	16.5%	13%	16.5%
Physically Active for 60 mins on five or more days	43.9%	45.1%	45%
Watched TV for 3+ hours per day	19.8%	23.8%	20.4%
Played video games or used the computer for non-school reasons for 3+ hours per day	46.3%	44.6%	42.3%



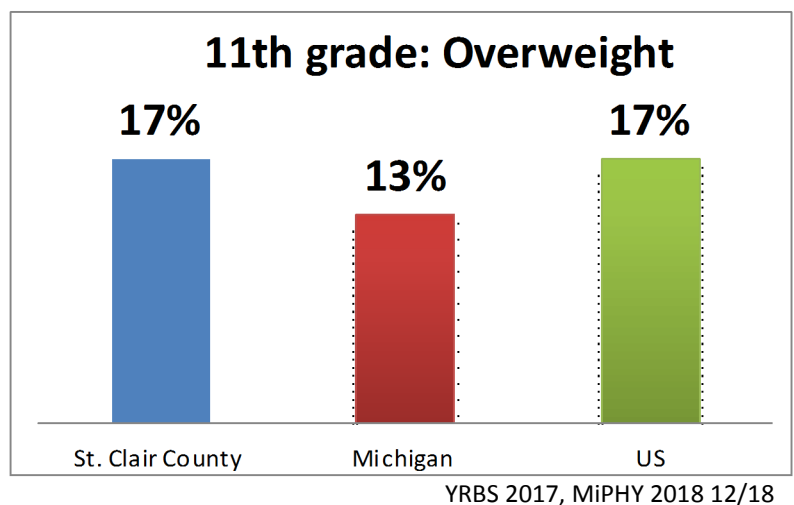
### 11th grade: Obesity



Almost 2 in 5 St. Clair County 11th grade students are obese <sup>1a2a</sup>

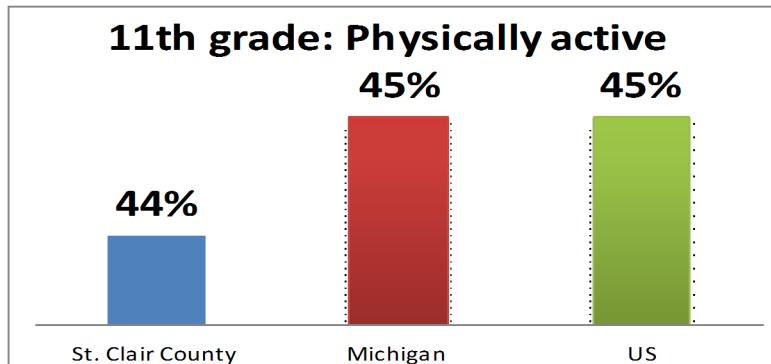
More than 1 in 6 St. Clair County 11th grade students are overweight <sup>1a2a</sup>

### 11th grade: Overweight



# FOCUS AREA

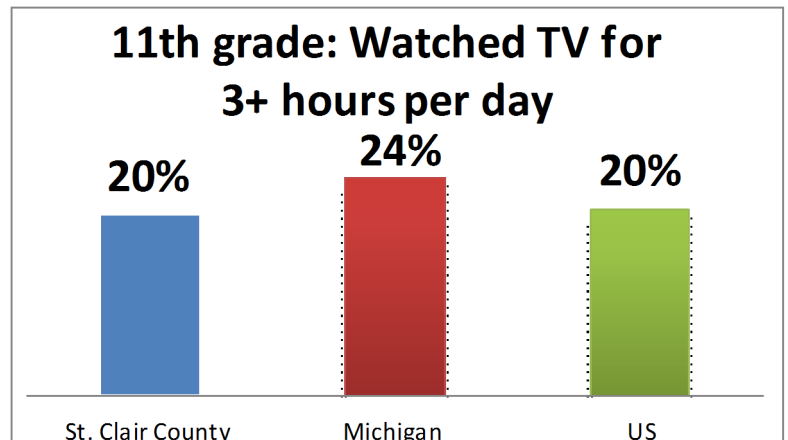
## Nutrition and Physical Activity



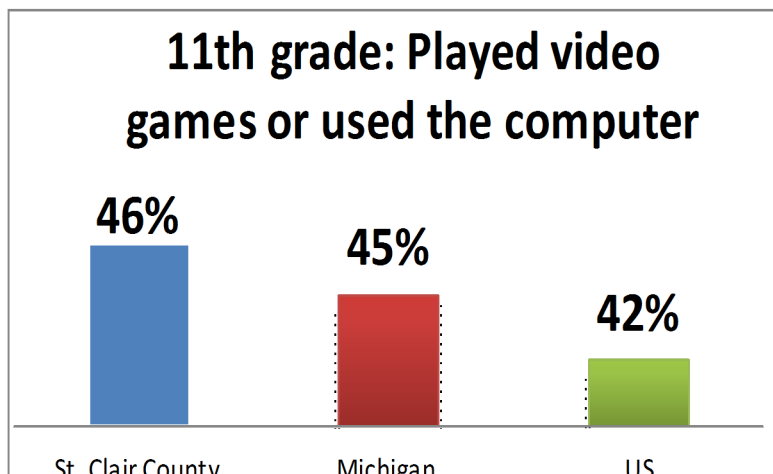
More than 2 in 5 St. Clair County 11th grade students are physically active for 60 mins on five or more days <sup>1a2a</sup>

YRBS 2017, MiPHY 2018 12/18

More than 2 in 5 St. Clair County 11th grade students watched TV for 3 or more hours per day <sup>1a2a</sup>



YRBS 2017, MiPHY 2018 12/18



More than 2 in 5 St. Clair County 11th grade students played video games or used the computer for non-school reasons for 3 or more hours per day <sup>1a2a</sup>

YRBS 2017, MiPHY 2018 12/18



## References:

1. CDC: Youth Risk Behavior Survey– Data Summary & Trends report 2007-2017
2. CDC: Health Effects of Cigarette smoking
3. CDC: Fact Sheets-Alcohol Use and Your Health
4. CDC: Sexually Transmitted diseases (STDs)
5. CDC: Reproductive health: Unintended Pregnancy prevention
6. CDC: Childhood Obesity Facts
7. CDC: The Health Effects of Overweight and Obesity

## Graph Data from:

- 1a. CDC: High School YRBS: 2017
- 2a. MDE: Michigan Profile for Healthy Youth: High School 2017-18

Prepared by:

Anthony Lai, MPH

Informatics Coordinator

Email: [alai@stclaircounty.org](mailto:alai@stclaircounty.org)



[www.scchealth.co](http://www.scchealth.co) | [f/scchdmi](https://www.facebook.com/scchdmi) | [t/scchdmi](https://twitter.com/scchdmi)