



COVID-19 Daily Report *

5.8.2020

Totals to date:

402

Total Cases

101

Hospitalized

24

Deaths

319

Recovered

Today's Updates:

40%

Of all hospital beds available



3%

Of all beds currently used for COVID-19



59

Current Active Cases



8

New Cases since last update



403 cases based on age and sex:

2%

<18

14%

19-29

29%


30-49

37%

50-69

18%

70+



44% male

vs.



56% female

*This report is provisional and subject to change. As public health investigations of individual cases continue, there will be corrections to the status and details of referred cases that result in changes to this report.

Total cases to date for hospitalizations, deaths and recovered can be double counted (e.g. a person that has recovered and was hospitalized will count for both totals).

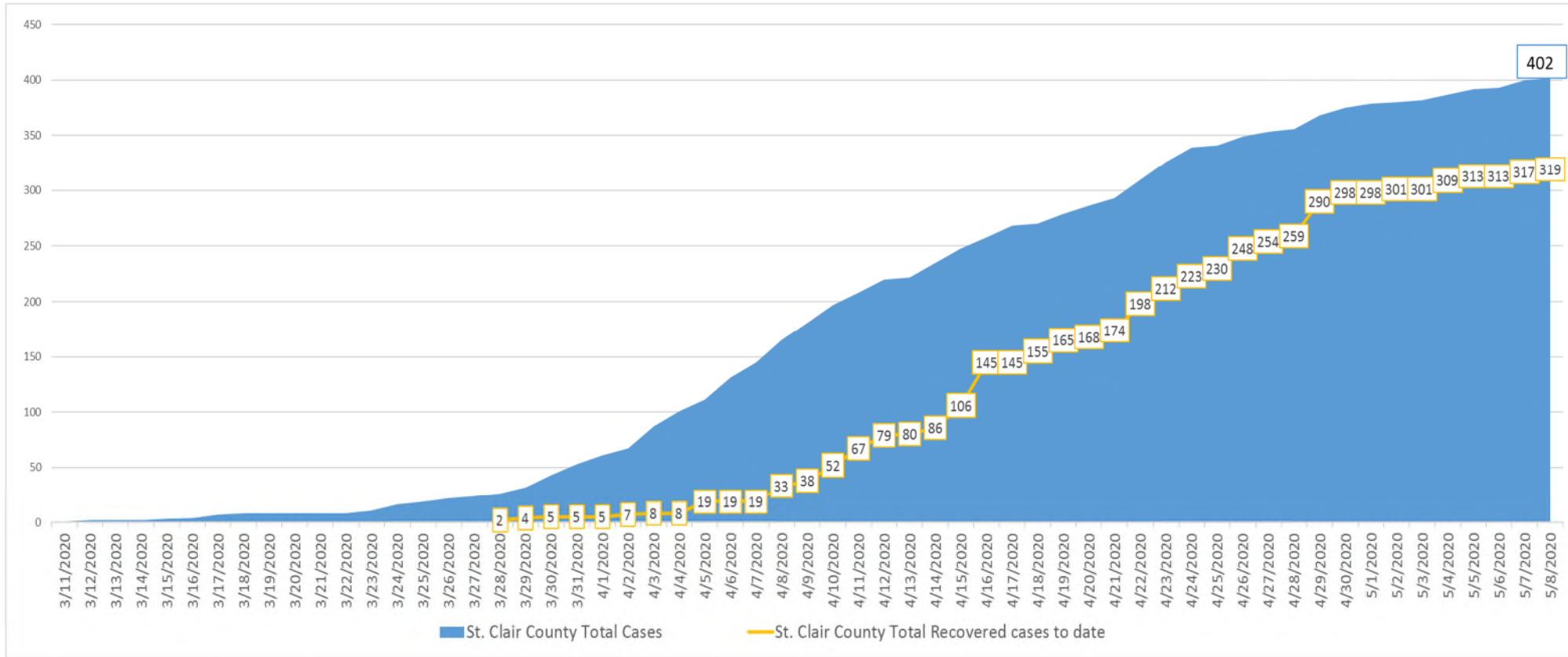
Total Cases: The total number of probable and confirmed cases following CDC guidelines investigated by St. Clair County Health Department. Currently, Michigan reports only on confirmed cases, but will be reporting on probable and confirmed in the near future.



As of 8:30 AM 5.8.2020

St. Clair County COVID-19 Data:

Total Cases & Recovered Cases by date#



Total Recovered Cases* to date: The total number of people recovered from all previous dates and the stated date combined

*Recovered Cases represents a patient removed from isolation by a public health nurse with their symptoms considerably improving

Total Cases: The total number of probable and confirmed cases following CDC guidelines investigated by St. Clair County Health Department. Currently, Michigan reports only on confirmed cases, but will be reporting on probable and confirmed in the near future.

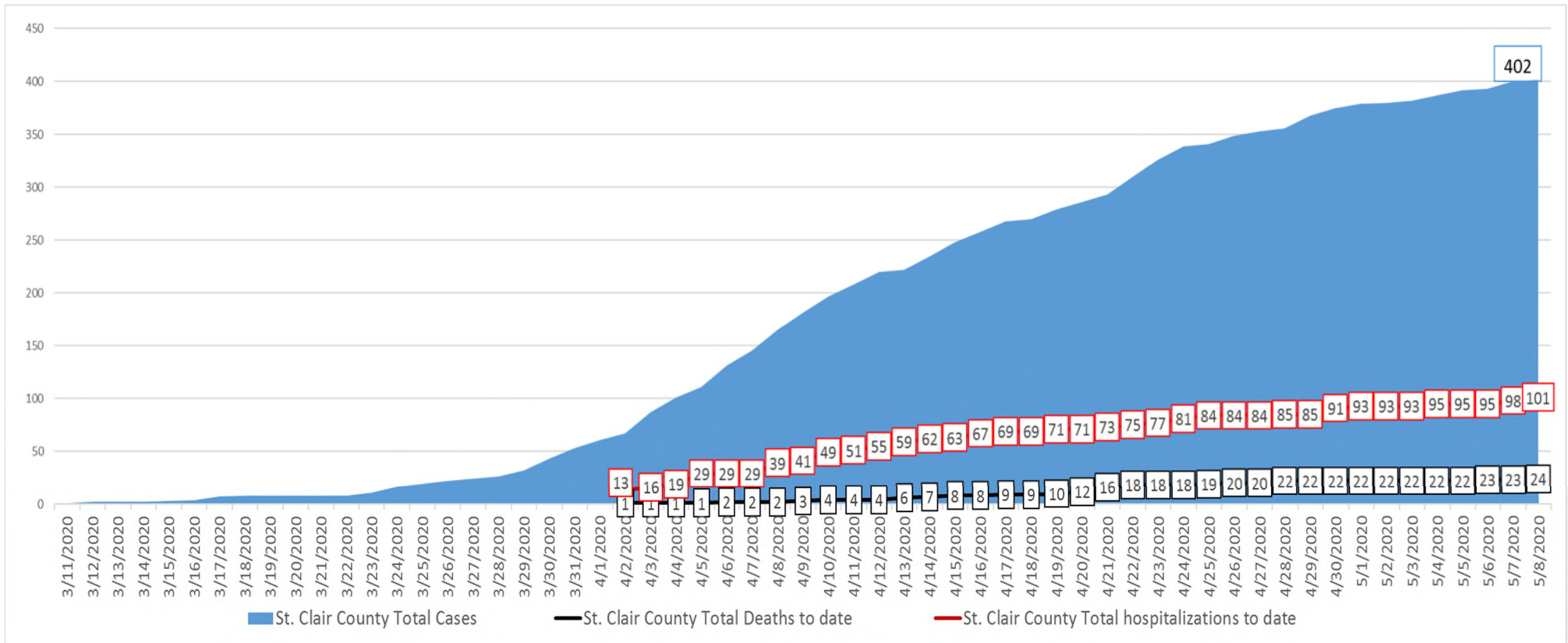
#This report is provisional and subject to change. As public health investigations of individual cases continue, there will be corrections to the status and details of referred cases that result in changes to this report. Number of cases can be double counted (e.g. a person that has recovered and was hospitalized will count for both totals).



As of 8:30 AM 5.8.2020

St. Clair County COVID-19 Data:

Total Cases, Deaths & Hospitalizations by date#:

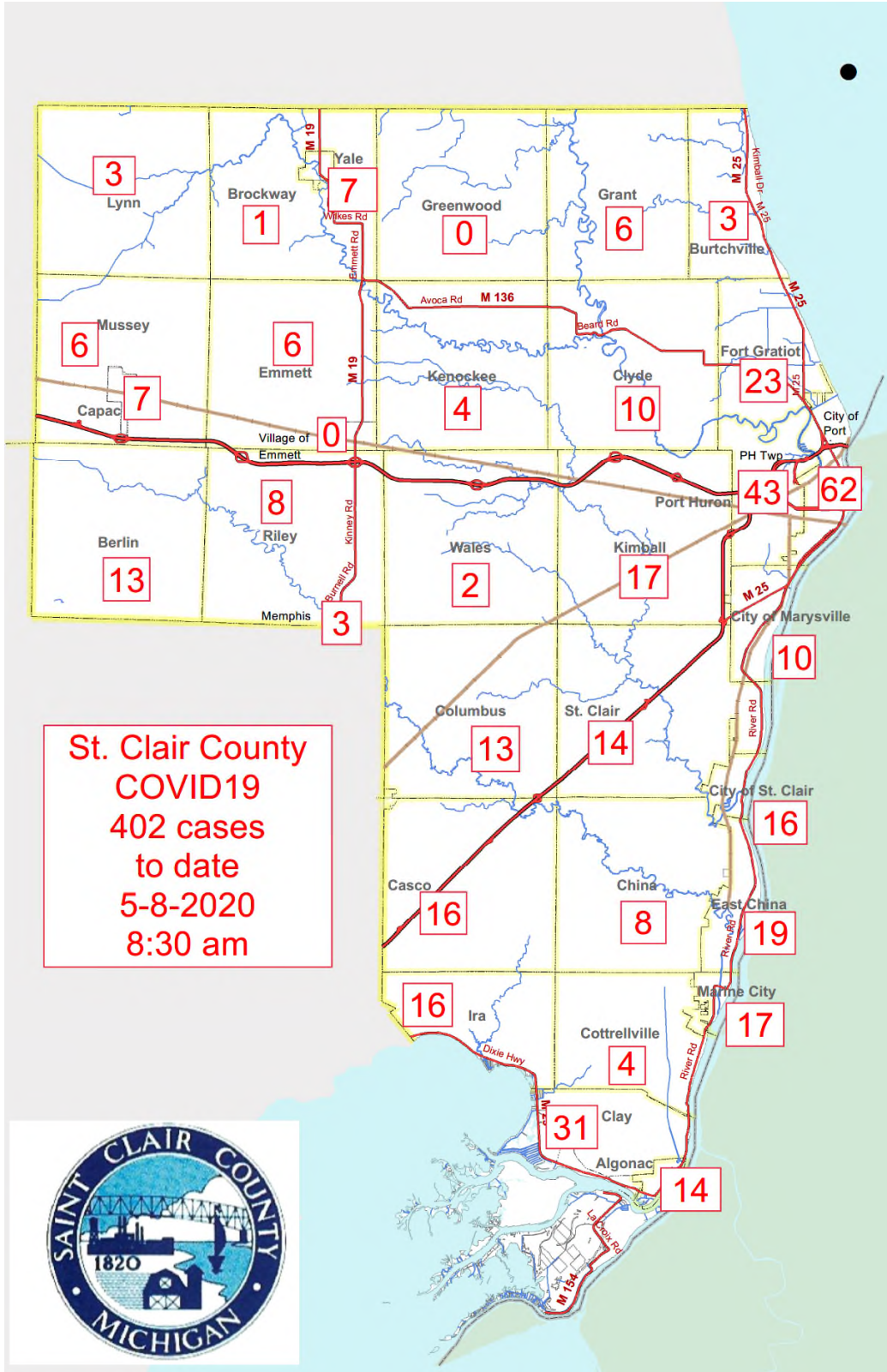


Total Deaths to date: The total number of deaths for all previous dates and the stated date combined

Total Hospitalizations to date: The total number of hospitalizations for all previous dates and the stated date combined

Total Cases: The total number of probable and confirmed cases following CDC guidelines investigated by St. Clair County Health Department. Currently, Michigan reports only on confirmed cases, but will be reporting on probable and confirmed in the near future.

#This report is provisional and subject to change. As public health investigations of individual cases continue, there will be corrections to the status and details of referred cases that result in changes to this report. Number of cases can be double counted (e.g. a person that has recovered and was hospitalized will count for both totals).



**St. Clair County
COVID19
402 cases
to date
5-8-2020
8:30 am**



Total Cases: The total number of probable and confirmed cases as defined according to CDC guidelines investigated by St. Clair County Health Department. Currently, Michigan reports only on confirmed cases, but will be changing reporting guidelines to report on both probable and confirmed in the near future.

● This report is provisional and subject to change. As public health investigations of individual cases continue, there will be corrections to the status and details of referred cases that result in changes to this report.