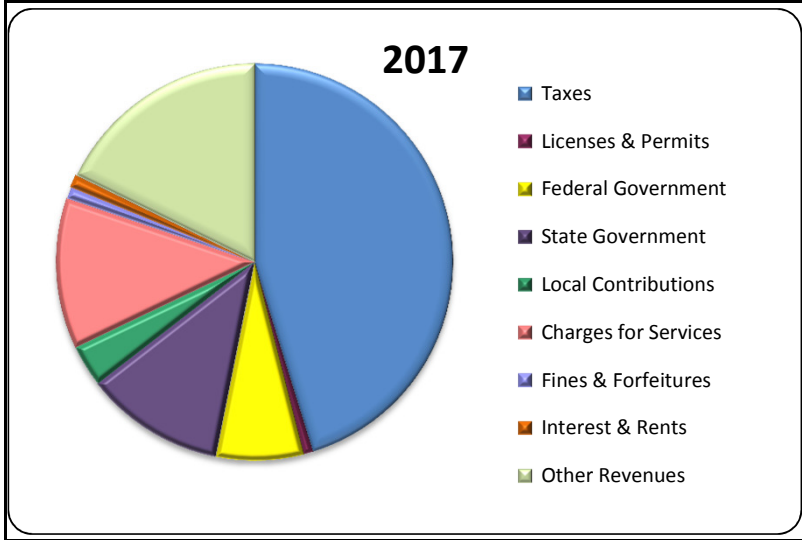


CITIZENS' GUIDE TO LOCAL UNIT FINANCES - Saint Clair County - St. Clair

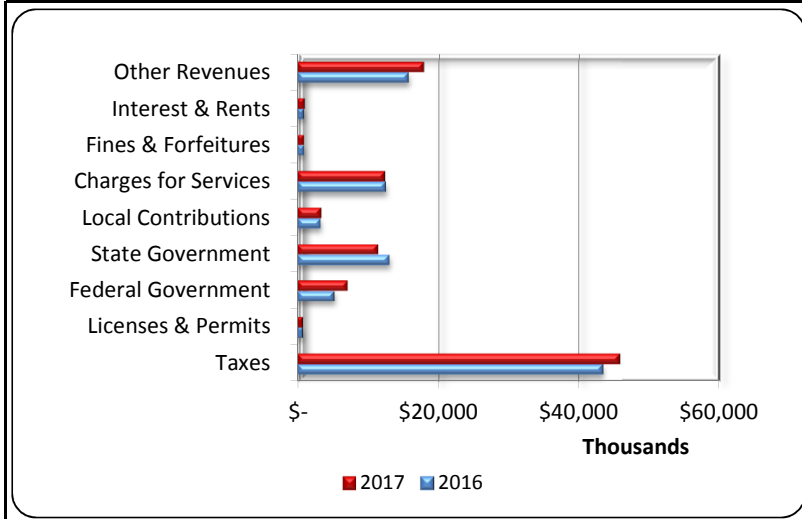
1. Where our money comes from (all governmental funds)



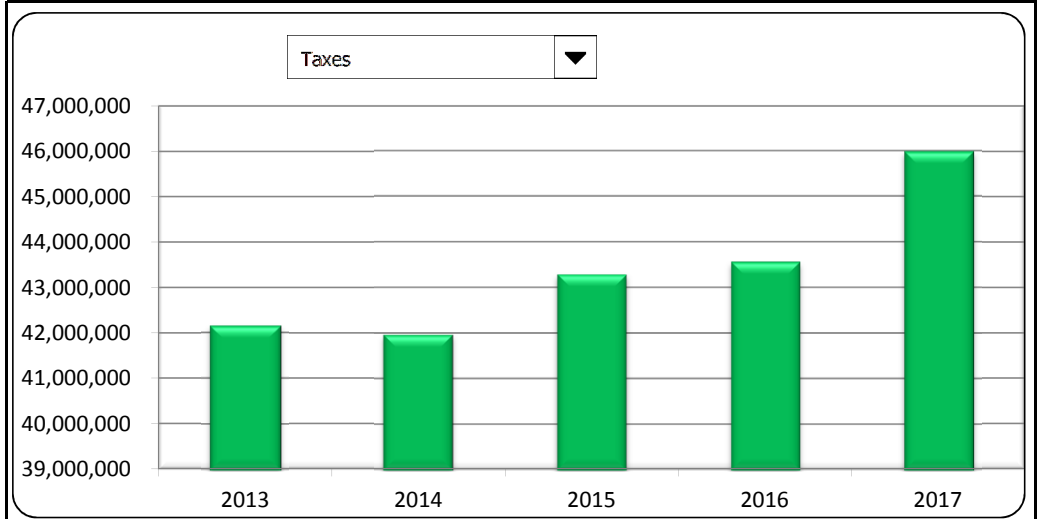
2. Compared to the prior year

	2016	2017	Change
Taxes	\$ 43,569,858	\$ 45,985,732	5.54%
Licenses & Permits	\$ 766,238	\$ 812,619	6.05%
Federal Government	\$ 5,243,850	\$ 7,225,297	37.79%
State Government	\$ 13,130,198	\$ 11,564,815	-11.92%
Local Contributions	\$ 3,342,131	\$ 3,453,344	3.33%
Charges for Services	\$ 12,611,021	\$ 12,490,443	-0.96%
Fines & Forfeitures	\$ 948,844	\$ 986,791	4.00%
Interest & Rents	\$ 893,842	\$ 1,075,298	20.30%
Other Revenues	\$ 15,864,681	\$ 18,072,368	13.92%
Total Revenues	\$ 96,370,663	\$ 101,666,707	5.50%

3. Revenue sources - compared to the prior year



4. Historical trends of individual sources

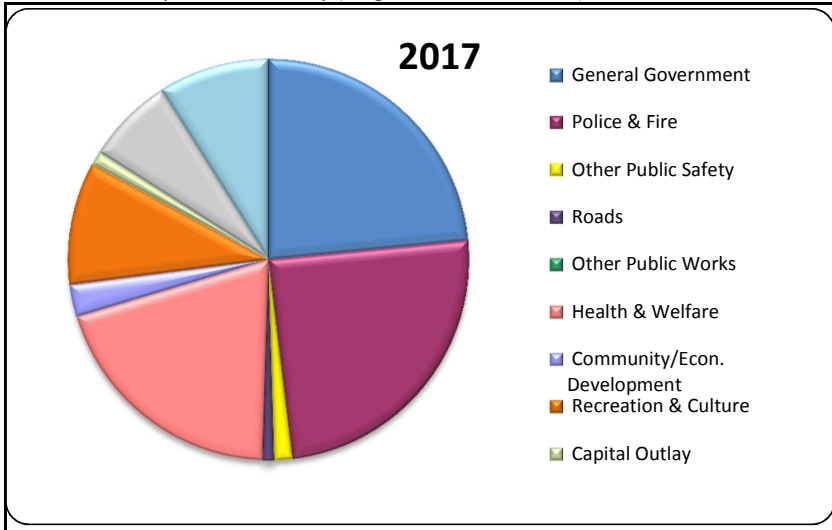


Commentary:

For more information on our unit's finances, contact Dena S. Alderdyce, Accounting Manager at 810-989-6324.

CITIZENS' GUIDE TO LOCAL UNIT FINANCES - Saint Clair County - St. Clair

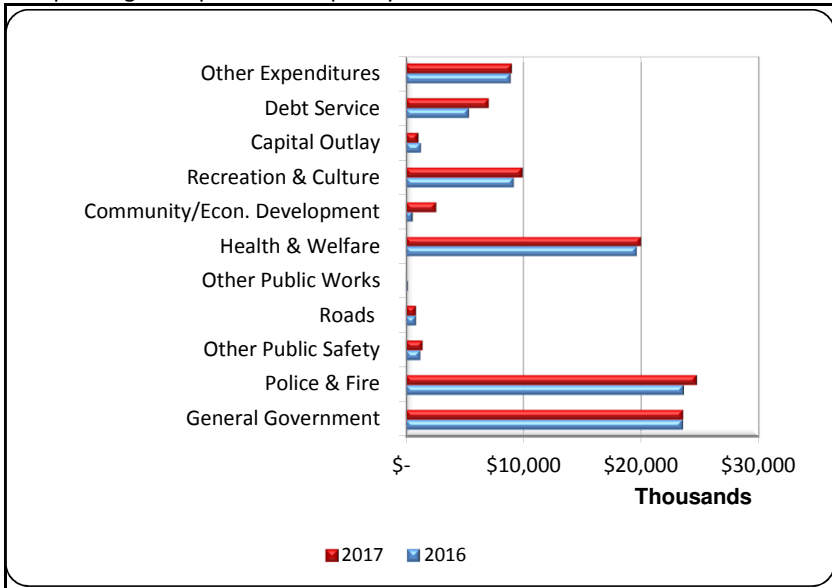
1. Where we spend our money (all governmental funds)



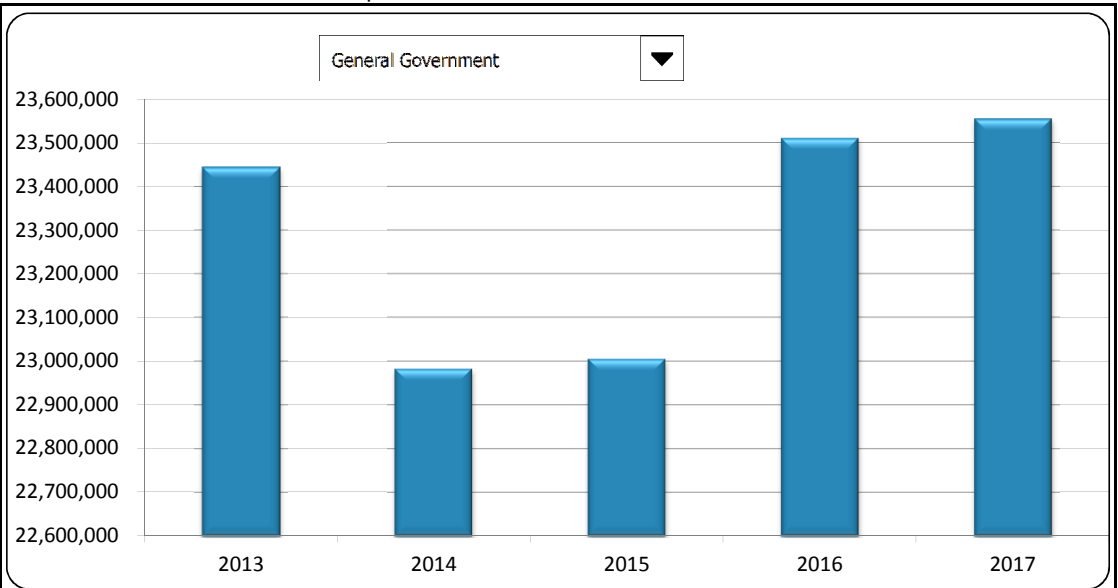
2. Compared to the prior year

	2016	2017	Change
General Government	\$ 23,512,365	\$ 23,555,975	0.19%
Police & Fire	\$ 23,549,790	\$ 24,707,508	4.92%
Other Public Safety	\$ 1,276,316	\$ 1,452,913	13.84%
Roads	\$ 900,000	\$ 900,000	0.00%
Other Public Works	\$ 185,553	\$ 77,462	-58.25%
Health & Welfare	\$ 19,589,286	\$ 19,971,266	1.95%
Community/Econ. Development	\$ 591,809	\$ 2,609,761	340.98%
Recreation & Culture	\$ 9,176,177	\$ 9,927,294	8.19%
Capital Outlay	\$ 1,312,779	\$ 1,085,918	-17.28%
Debt Service	\$ 5,363,669	\$ 7,087,906	32.15%
Other Expenditures	\$ 8,913,319	\$ 9,009,095	1.07%
Total Expenditures	\$ 94,371,063	\$ 100,385,098	6.37%

3. Spending - compared to the prior year



4. Historical trends of individual departments:

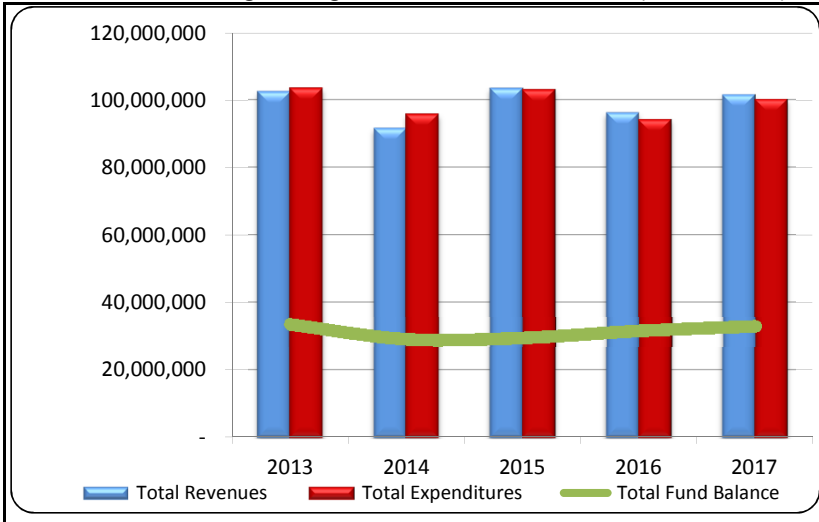


Commentary:

For more information on our unit's finances, contact Dena S. Alderdyce, Accounting Manager at 810-989-6324.

CITIZENS' GUIDE TO LOCAL UNIT FINANCES - Saint Clair County - St. Clair

1. How have we managed our governmental fund resources (fund balance)

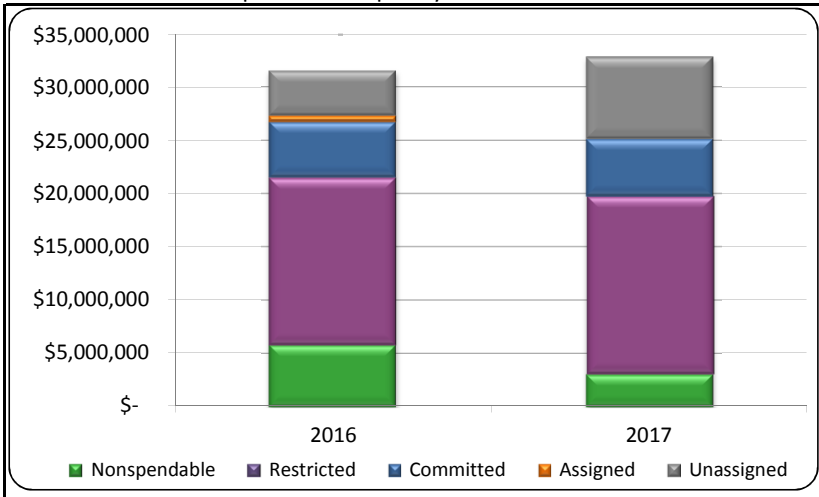


2. Compared to the prior year

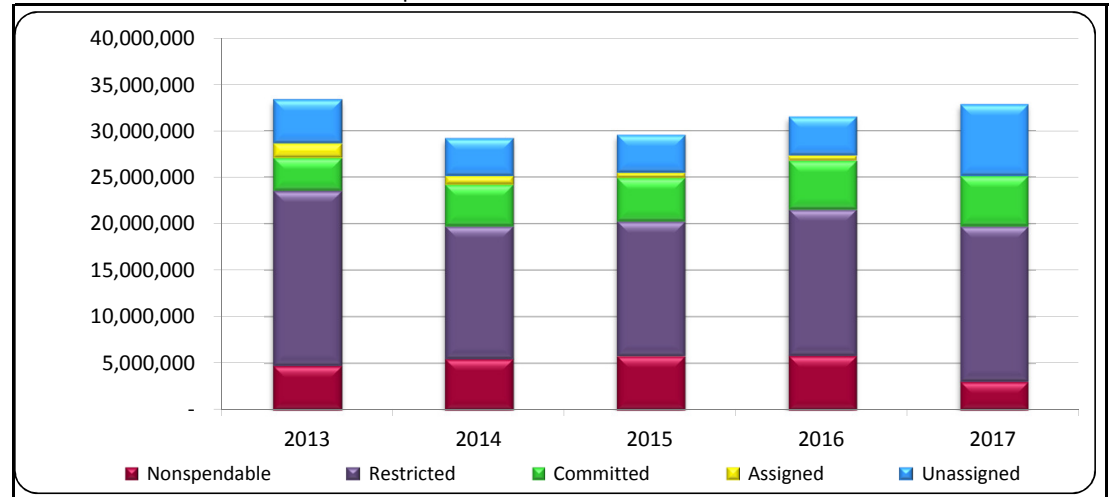
	2016	2017	Change
Revenues	\$ 96,370,663	\$ 101,666,707	5.50%
Expenditures	\$ 94,371,063	\$ 100,385,098	6.37%
Surplus (Shortfall)	\$ 1,999,600	\$ 1,281,609	-35.91%

Fund balance, by component:	2016	2017	Change
Nonspendable	\$ 5,800,210	\$ 3,062,513	-47.20%
Restricted	\$ 15,741,033	\$ 16,702,647	6.11%
Committed	\$ 5,238,119	\$ 5,395,217	3.00%
Assigned	\$ 551,853	\$ -	-100.00%
Unassigned	\$ 4,241,910	\$ 7,694,357	81.39%
Total Fund Balance	\$ 31,573,125	\$ 32,854,734	4.06%

3. Fund balance - compared to the prior year



4. Historical trends of individual components

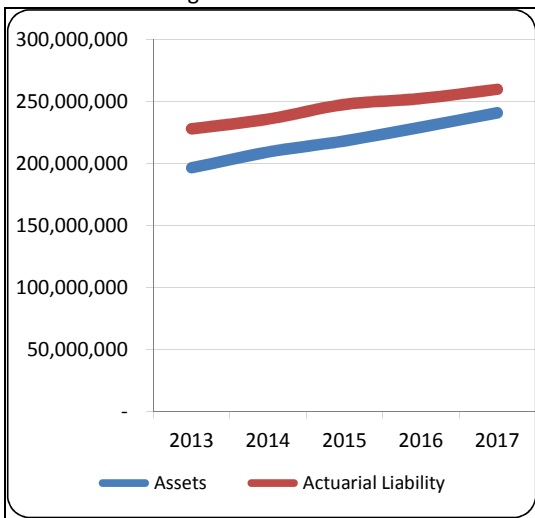


Commentary:

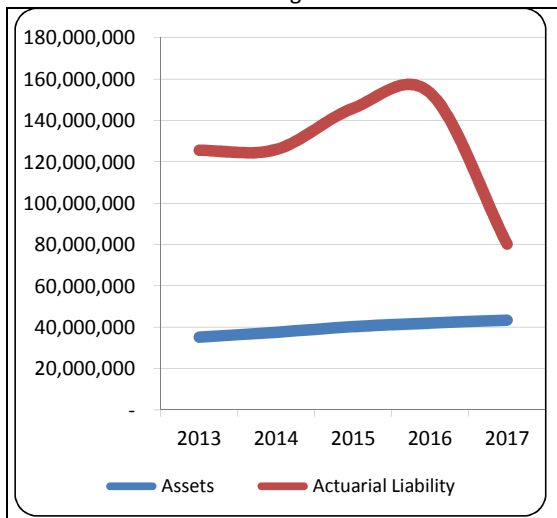
For more information on our unit's finances, contact Dena S. Alderdyce, Accounting Manager at 810-989-6324.

CITIZENS' GUIDE TO LOCAL UNIT FINANCES - Saint Clair County - St. Clair

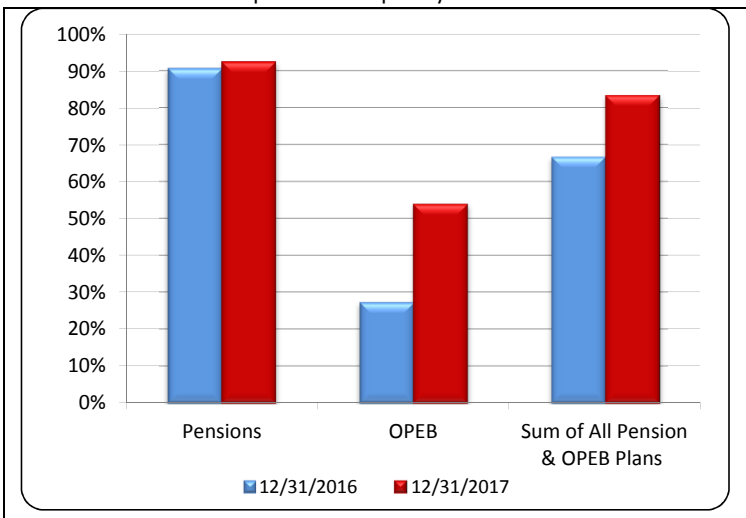
1. Pension funding status



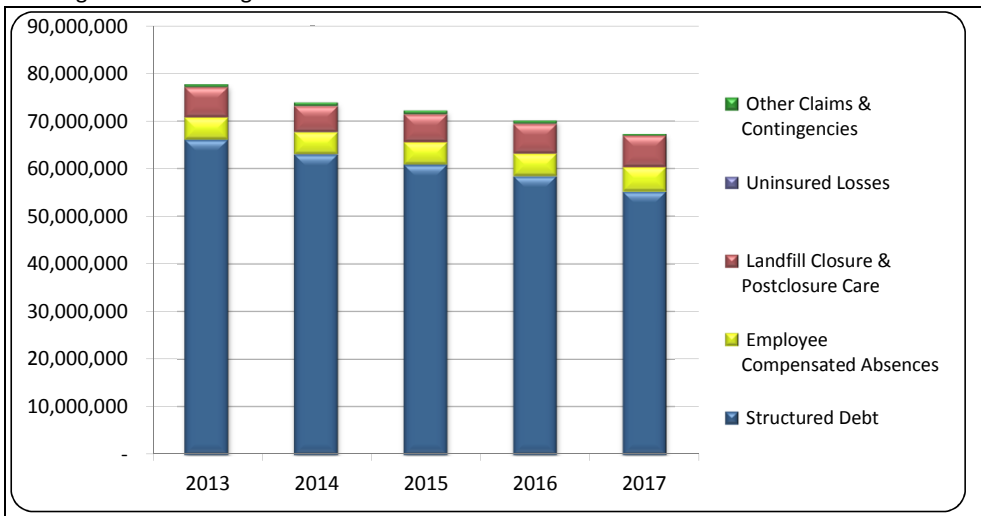
2. Retiree Health care funding status



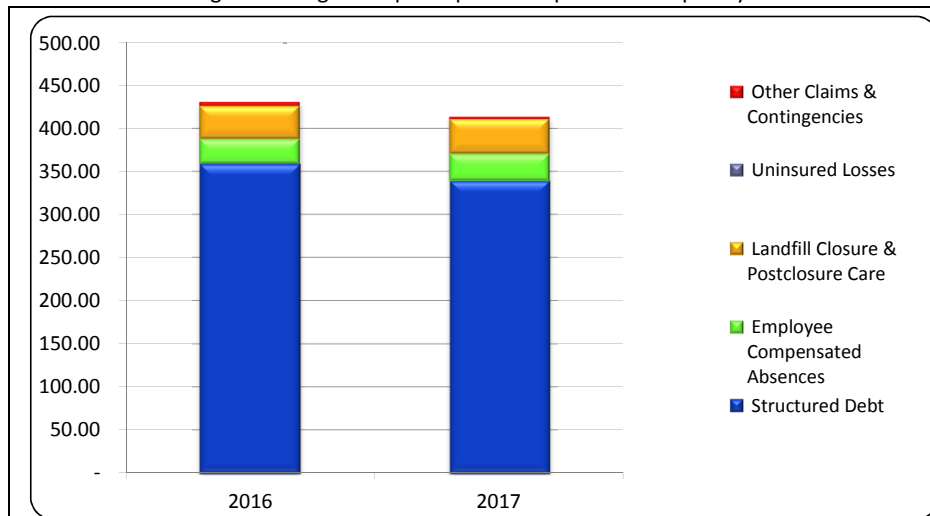
3. Percent funded - compared to the prior year



4. Long Term Debt obligations:



5. Debt & other long term obligations per capita - compared to the prior year



Commentary:

For more information on our unit's finances, contact Dena S. Alderdyce, Accounting Manager at 810-989-6324.