

# COVID-19 Weekly Report

## 4/8/2022

Dashboard Link: [stclaircounty.org/offices/health/COVID19.aspx](https://stclaircounty.org/offices/health/COVID19.aspx)

### Weekly Numbers:

98

New Cases

2

Deaths

14

Average Number of  
New Cases/Day

20%

of all hospital  
beds available

3%

of all hospital beds  
currently used for  
COVID-19

7.6%

Test Positivity

### Overall Numbers:

40624

Total  
Cases

1071

Total  
Hospitalized

827

Total  
Deaths

39717

Total  
Recovered

This report is provisional and subject to change. As public health investigations of individual cases continue, there will be corrections to the status and details of referred cases that result in changes to this report. Weekly totals and averages only include changes for the reported week. Total cases to date for hospitalizations, deaths and recovered can be double counted (e.g. a person that has recovered and was hospitalized will count for both totals).

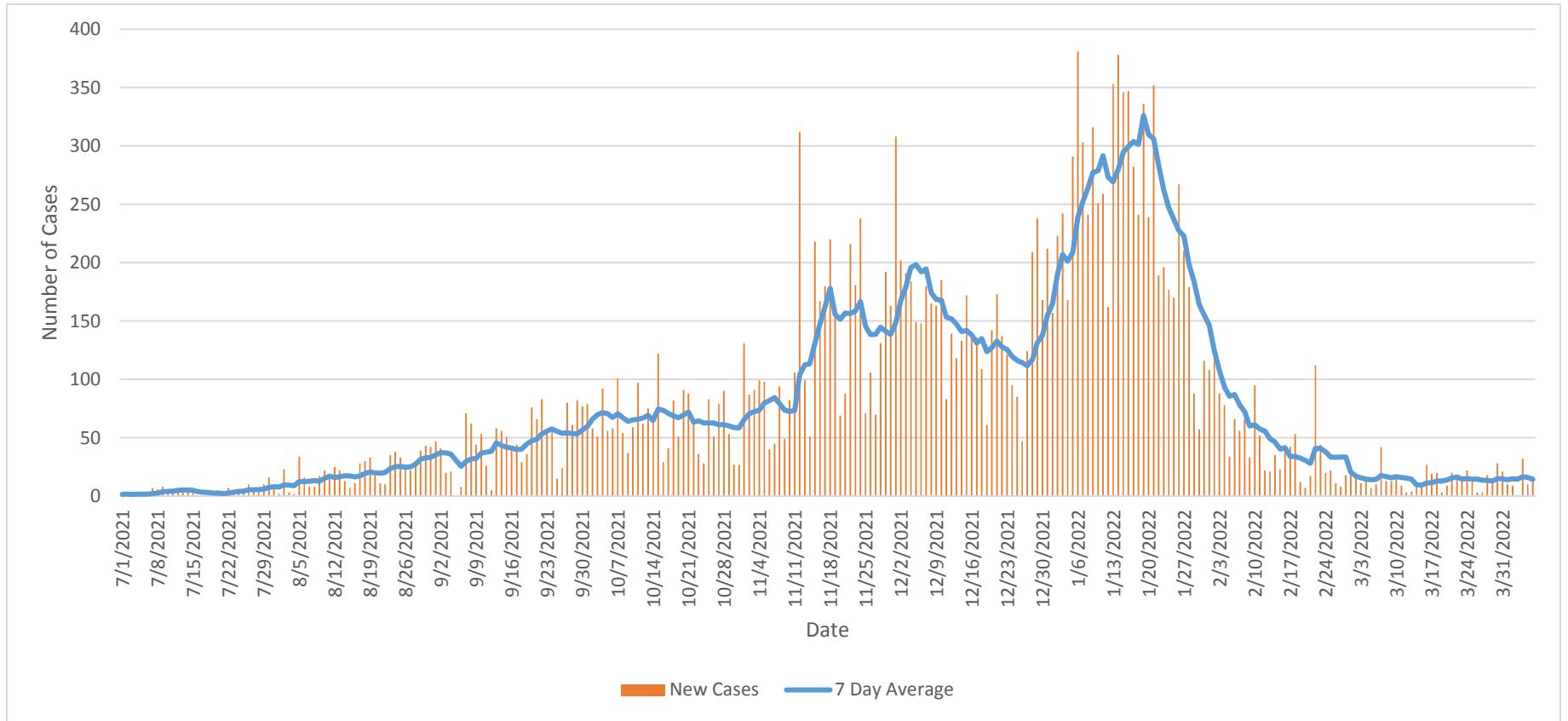
MDSS may underestimate the frequency of hospitalization. Individuals who get hospitalized will lag after infection and may occur after case investigation is completed.

Total Cases: The total number of probable and confirmed cases following CDC guidelines investigated by St. Clair County Health Department.

Data obtained from the Michigan Disease Surveillance System, [Michigan.gov/coronavirus](https://Michigan.gov/coronavirus), and MISTartMap.Info

### St. Clair County COVID-19 Data:

#### New Cases and 7-Day Average of New Cases\*

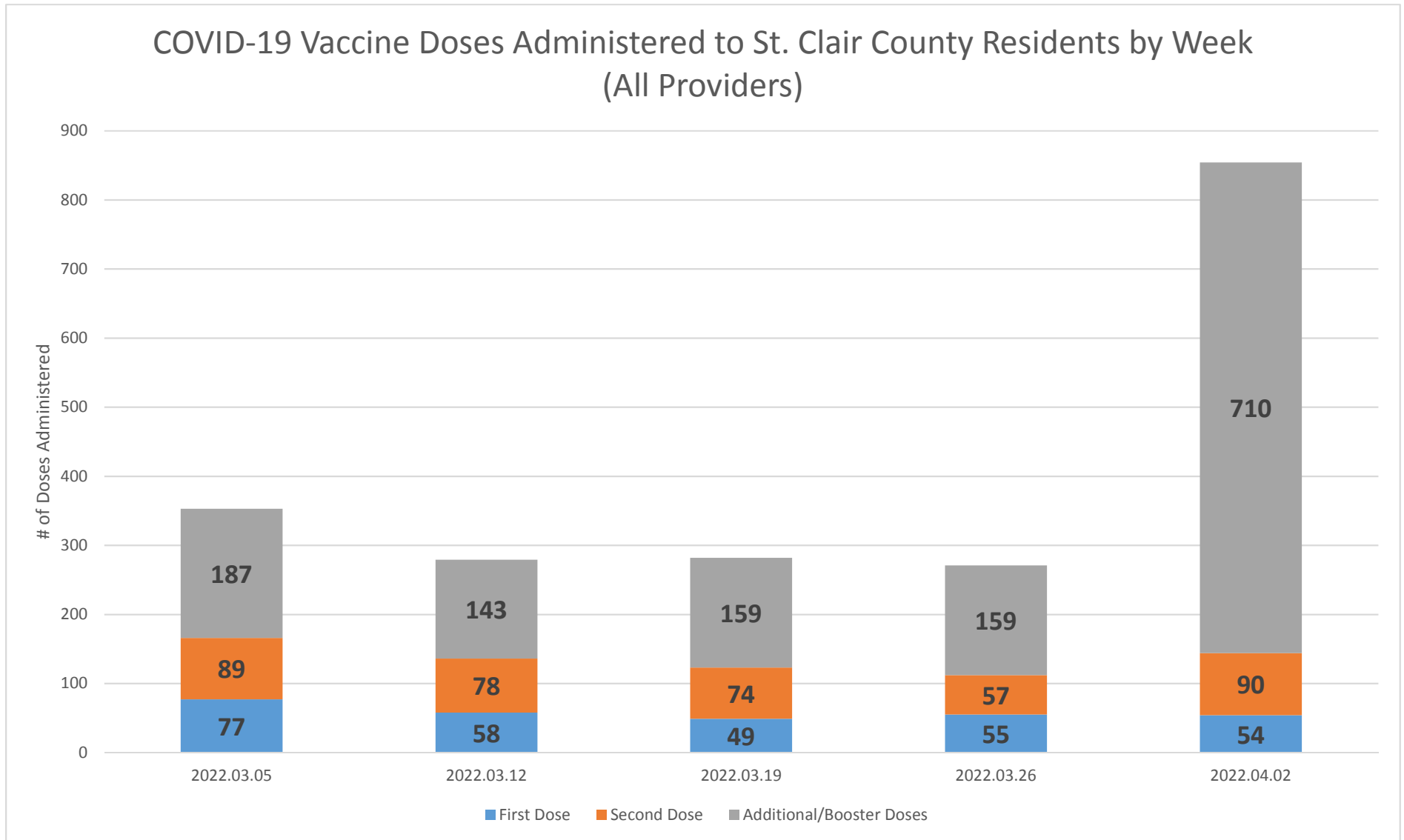


This report displays the running 7-day average number of new Covid-19 cases, both confirmed and probable cases. Only cases among St. Clair County residents were included and cases were counted based on their referral date to the St. Clair County Health department.

\*This report is provisional and subject to change. As public health investigations of individual cases continue, there will be corrections to the status and details of referred cases that result in changes to this report. Data for this report was obtained from the Michigan Disease Surveillance System (MDSS). Information based on Referral Dates.

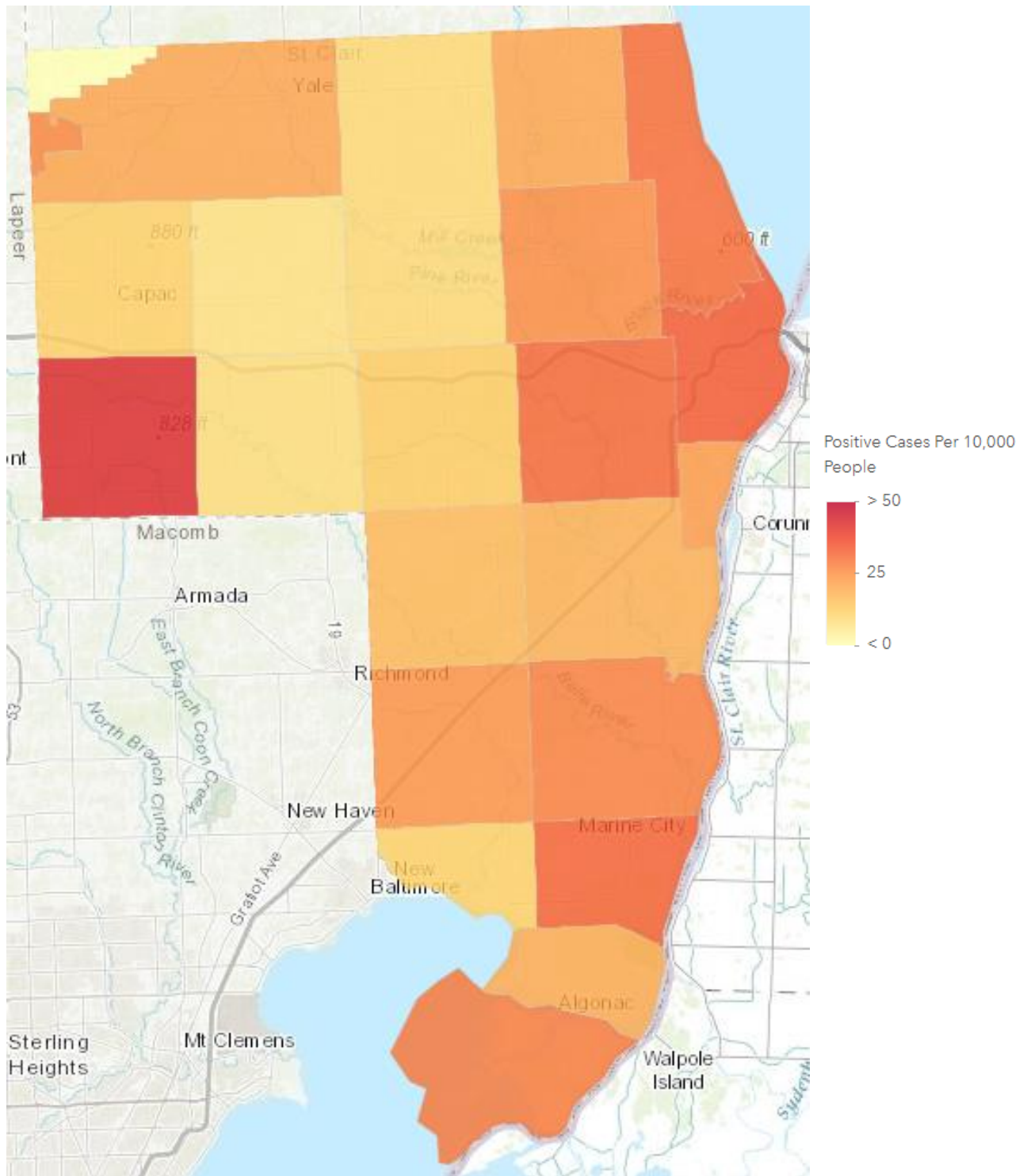


Data as of 4.5.2022



Doses administered were reported based on individual's residence and the date they were vaccinated. Vaccine coverage is the percentage of people receiving one or more doses of vaccine. Coverage is calculated using the doses reported in MCIR divided by the US Census population estimate for persons 5 years and older. This report is provisional and subject to change. Data obtained from MDHHS ([Michigan.gov/COVIDVaccine](https://www.michigan.gov/COVIDVaccine)).

**COVID-19 Cases (per 10,000 population)**  
 Period: 3/9/2022 to 4/7/2022



This report displays the total number of COVID-19 cases referred to the St. Clair County Health Department within the given report range as listed above. Case numbers are displayed by home address. The number of cases in a zip code was adjusted 'per ten thousand' people scale so that zip codes could be easily compared. Data for this report was from the Michigan Disease Surveillance System (MDSS). This report is provisional and subject to change. As public health investigations of individual cases continue, there will be corrections to the status and details of referred cases that result in changes to this report.